



ДОКУМЕНТЫ КРУЖКА

*ПО ПРЕДМЕТУ АНГЛИЙСКОМУ ЯЗЫКУ
ДЛЯ 1-4 КЛАССОВ*

*ОБЩЕОБРАЗОВАТЕЛЬНОЙ ШКОЛЫ № _____
ПРИ ОТДЕЛЕ ДОШКОЛЬНОГО И ШКОЛЬНОГО
ОБРАЗОВАНИЯ _____
УПРАВЛЕНИИ ОТДЕЛЕ ДОШКОЛЬНОГО И
ШКОЛЬНОГО ОБРАЗОВАНИЯ*

20__-20__ УЧЕБНЫЙ ГОД

Информация о членах кружка

<i>n/n</i>	Имя фамилия	Год рождения	Класс	Адрес	Родители	Номер телефони	Прим.
<i>1.</i>							
<i>2.</i>							
<i>3.</i>							
<i>4.</i>							
<i>5.</i>							
<i>6.</i>							
<i>7.</i>							
<i>8.</i>							
<i>9.</i>							
<i>10.</i>							
<i>11.</i>							
<i>12.</i>							
<i>13.</i>							
<i>14.</i>							

<i>15.</i>							
<i>16.</i>							
<i>17.</i>							
<i>18.</i>							
<i>19.</i>							
<i>20.</i>							
<i>21.</i>							
<i>22.</i>							
<i>23.</i>							
<i>24.</i>							
<i>25.</i>							
<i>26.</i>							
<i>27.</i>							
<i>28.</i>							
<i>29.</i>							
<i>30.</i>							

«Утверждаю»
Директор школы:

« ___ » _____ 20__ г

«Согласован»
Зам директора школы:

« ___ » _____ 20__ г

ПЛАН

кружка « _____ » на 20__-20__ учебный год

п/п	Темы	часы	число	прим
1.	HOW ARE YOU?	1		
2.	CAN YOU SAY A, B, C?	1		
3.	WHO IS THIS?	1		
4.	DO ANIMALS HAVE FAMILIES?	1		
5.	CAN YOU SAY D, E, F?	1		
6.	WHAT IS IN YOUR CLASSROOM?	1		
7.	WHAT IS IN YOUR BAG?	1		
8.	CAN YOU SHARE?	1		
9.	WHAT IS IN YOUR ROOM?	1		
10.	WHAT CAN YOU SEE IN YOUR ROOM?	1		
11.	CAN YOU TIDY UP YOUR ROOM?	1		
12.	PROJECT WORK: MY TV MODEL	1		
13.	HAVE YOU GOT SIX LEGS?	1		
14.	WHAT SENSE IS IT?	1		
15.	CAN YOU SAY M, N, O?	1		
16.	HOW IS THE WEATHER TODAY?	1		
17.	WHAT CAN YOU SEE IN THE SKY?	1		
18.	Family	1		
19.	What's this?	1		
20.	r and l sounds	1		
21.	Transportation	1		
22.	She has/ He has	1		
23.	Take turns	1		
24.	g and h sounds	1		
25.	Pets	1		
26.	Adjectives	1		
27.	Be helpful	1		
28.	f and v sounds	1		
29.	Clothes	1		
30.	What are you wearing?	1		
31.	Share things	1		
32.	j and y sounds	1		
33.	Rooms	1		
34.	How many?	1		
35.	Questions	1		
36.	Email a friend	1		

37.	a and ai sounds	1		
38.	Pets	1		
39.	What's that?	1		
40.	Respect and listen to others	1		
41.	ee and ea sounds	1		
42.	At school	1		
43.	What are you doing?	1		
44.	Keep your environment clean	1		
45.	i and igh sounds	1		
46.	Days	1		
47.	Classes	1		
48.	Be resourceful	1		
49.	oa and ow sounds	1		
50.	My day	1		
51.	What time?	1		
52.	Descriptions	1		
53.	Write description	1		
54.	ow and ou sounds	1		
55.	Fun sports	1		
56.	Are you good at?	1		
57.	oy and oi sounds	1		
58.	At work	1		
59.	What do you want to be?	1		
60.	Take care of pets and animals	1		
61.	cr sound	1		
62.	Wild animals	1		
63.	Comparatives	1		
64.	Look after nature	1		
65.	fr sound	1		
66.	Food and drink	1		
67.	How often?	1		
68.	Be clean around food	1		

Дата: “ ” _____ 20 _____ год. Классы: _____. Руководитель кружка: _____

Lesson: HOW ARE YOU?

Aims of the activity:

Educational aim: to learn basic greetings
to learn how to ask and answer questions

Educative aim: to bring up them to be friendly

Developing aim: to enable pupils to ask and answer questions

The demand of the state educational standard: get the level A1

Type of the activity: visual

Method: interactive teaching method

Equipment: Textbook, the DVD of the book, puppets, computer, overhead projector

Form: listening, speaking

I. Introduction:

to make pupils feel themselves comfortable and interested at the lesson.

Length and place in the activity: short, at the beginning.

-Good morning, pupils!

-I'm glad to see you.

II. Reflection and assessment.

Length and place in the lesson: 10 min., at the beginning.

Activity 1 Listen and sing

Objective: to sing the song “Good morning”

Pupils listen the song “Good morning” and repeat together with teacher

Good morning to you, good morning to you.

Good morning, good morning,

Good morning to you.

III. Procedure of a new activity.

Length and place in the activity: 10 min., after presentation.

1. Listen and repeat.



5. Look, point and say.



Reflection and action plan

Summing up of the lesson

Giving marks

Homework:

Pupils revise at home the two units that they have studied and get prepared for the revision lesson

Зам директора школы _____ дата _____ 20 _____ год

Дата: “ ” 20 год. Классы: . Руководитель кружка: _____

Lesson: CAN YOU SAY A, B, C?

Aims of the activity:

- Educational aim:** to learn basic greetings
to learn how to ask and answer questions
- Educative aim:** to bring up them to be friendly
- Developing aim:** to enable pupils to ask and answer questions
- The demand of the state educational standard:** get the level A1

Type of the activity: visual

Method: interactive teaching method

Equipment: Textbook, the DVD of the book, puppets, computer, overhead projector

Form: listening, speaking

I. Introduction:

to make pupils feel themselves comfortable and interested at the lesson.

Length and place in the activity: short, at the beginning.

-Good morning, pupils!

-I'm glad to see you.

II. Reflection and assessment.

Length and place in the lesson: 10 min., at the beginning.

Activity 1 Listen and sing

Objective: to sing the song “Good morning”

Pupils listen the song “Good morning” and repeat together with teacher

Good morning to you, good morning to you.

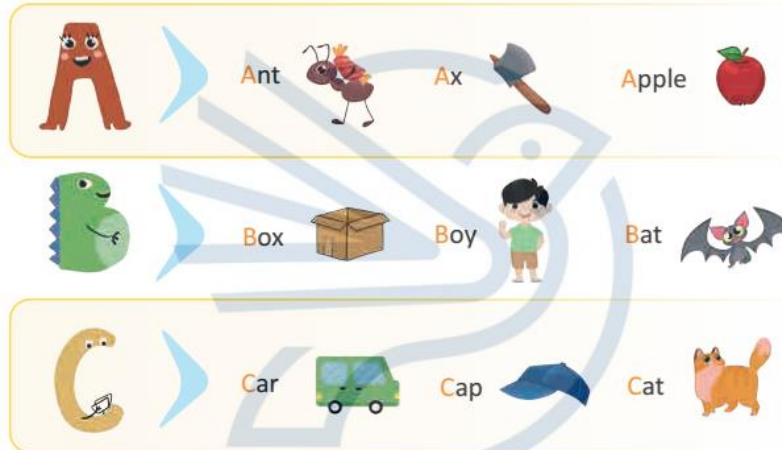
Good morning, good morning,

Good morning to you.

III. Procedure of a new activity.

Length and place in the activity: 10 min., after presentation.

1. Listen and repeat.



5. Listen and repeat. Tongue Twister.



Reflection and action plan

Summing up of the lesson

Giving marks

Homework:

Pupils revise at home the two units that they have studied and get prepared for the revision lesson

Зам директора школы _____ дата _____ 20 _____ год

Дата: “_” _____ 20 _____ год. Классы: _____. Руководитель кружка: _____

Lesson: WHO IS THIS?

Aims of the activity:

Educational aim: to learn basic greetings
to learn how to ask and answer questions

Educative aim: to bring up them to be friendly

Developing aim: to enable pupils to ask and answer questions

The demand of the state educational standard: get the level A1

Type of the activity: visual

Method: interactive teaching method

Equipment: Textbook, the DVD of the book, puppets, computer, overhead projector

Form: listening, speaking

I. Introduction:

to make pupils feel themselves comfortable and interested at the lesson.

Length and place in the activity: short, at the beginning.

-Good morning, pupils!

-I'm glad to see you.

II. Reflection and assessment.

Length and place in the lesson: 10 min., at the beginning.

Activity 1 Listen and sing

Objective: to sing the song “Good morning”

Pupils listen the song “Good morning” and repeat together with teacher

Good morning to you, good morning to you.

Good morning, good morning,

Good morning to you.

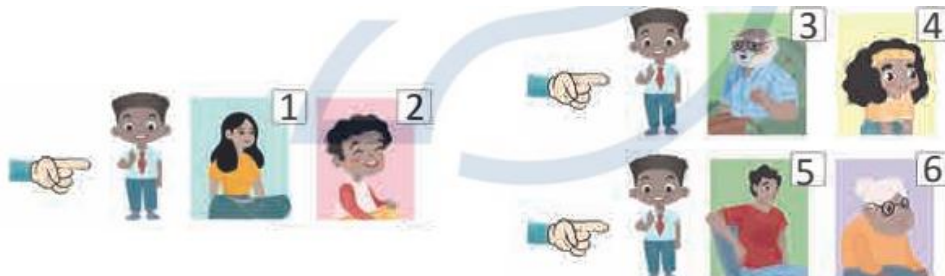
III. Procedure of a new activity.

Length and place in the activity: 10 min., after presentation.

1. Watch the video again and act out.



3. Play Time!



5. Collaborate.

Who is family 7?



Reflection and action plan

Summing up of the lesson

Giving marks

Homework:

Pupils revise at home the two units that they have studied and get prepared for the revision lesson

Зам директора школы _____ дата _____ 20 _____ год

веб-сайтимиз: Zokirjon.com

***Zokirjon.com* веб-сайти орқали ўзингиз учун керакли маълумотларни юклаб олинг.**

Зокиржон Админ билан

***90-834-22-66* номердаги телеграм орқали боғланишингиз *пқа234* излаб телеграмдан ёзишингиз сўралади.**

Телеграмда мурожаатингизга ўз вақтида жавоб берилади


***75* листдан иборат **АНГЛИЙСКИЙ ЯЗЫК** **1-4** класс **68** часов кружокни тўлиқ холда олиш учун телеграмдан ёзинг.**

Телеграм каналимиз:

[@maktablar_uchun_hujjatlar](https://t.me/maktablar_uchun_hujjatlar)

Тўлов учун: ХУМО 9860230104973329

Пластик эгаси Набиев Зокиржон



ДИҚҚАТ!!!

Бу ҳужжатни ҳеч кимга тарқатмаслик шарти билан олишингиз мумкин.
Сизга бу **ОМОНАТ** қилиб берилади.
Тўлиқ холда олганингиздан сўнг:
Фақат ўзингиз учун фойдаланинг.
Ҳеч кимга берманг хаттоки энг яқин инсонингизга ҳам.
Интернет веб-сайтларга жойламанг.
Телеграм орқали канал ва группаларга тарқатманг.
ОМОНАТГА ҲИЁНАТ ҚИЛМАНГ.