



# **ДОКУМЕНТЫ КРУЖКА**

*ПО ПРЕДМЕТУ АНГЛИЙСКОМУ ЯЗЫКУ  
ДЛЯ 1-2 КЛАССОВ*

*ОБЩЕОБРАЗОВАТЕЛЬНОЙ ШКОЛЫ № \_\_\_\_\_  
ПРИ ОТДЕЛЕ ДОШКОЛЬНОГО И ШКОЛЬНОГО  
ОБРАЗОВАНИЯ \_\_\_\_\_*

*УПРАВЛЕНИИ ОТДЕЛЕ ДОШКОЛЬНОГО И  
ШКОЛЬНОГО ОБРАЗОВАНИЯ*

---

*20\_\_-20\_\_ УЧЕБНЫЙ ГОД*

## Информация о членах кружка

<i>n/n</i>	<b>Имя фамилия</b>	<b>Год рождения</b>	<b>Класс</b>	<b>Адрес</b>	<b>Родители</b>	<b>Номер телефони</b>	<b>Прим.</b>
<i>1.</i>							
<i>2.</i>							
<i>3.</i>							
<i>4.</i>							
<i>5.</i>							
<i>6.</i>							
<i>7.</i>							
<i>8.</i>							
<i>9.</i>							
<i>10.</i>							
<i>11.</i>							
<i>12.</i>							
<i>13.</i>							
<i>14.</i>							

<i>15.</i>							
<i>16.</i>							
<i>17.</i>							
<i>18.</i>							
<i>19.</i>							
<i>20.</i>							
<i>21.</i>							
<i>22.</i>							
<i>23.</i>							
<i>24.</i>							
<i>25.</i>							
<i>26.</i>							
<i>27.</i>							
<i>28.</i>							
<i>29.</i>							
<i>30.</i>							





**«Утверждаю»**  
**Директор школы:**

« \_\_\_\_ » \_\_\_\_\_ 20\_\_ г

**«Согласован»**  
**Зам директора школы:**

« \_\_\_\_ » \_\_\_\_\_ 20\_\_ г

**ПЛАН**

**кружка « \_\_\_\_\_ » на 20\_\_-20\_\_ учебный год**

п/п	Темы	часы	число	прим
1.	How are you?	1		
2.	What is your name? How old are you?	1		
3.	Can you say A, B, C?	1		
4.	Who is in your family?	1		
5.	Who is this?	1		
6.	Is your family big or small?	1		
7.	Do animals have families?	1		
8.	Can you be helpful?	1		
9.	Can you say D, E, F?	1		
10.	Project work: my passport	1		
11.	What is in your classroom?	1		
12.	What is this? Who is this?	1		
13.	What is in your bag?	1		
14.	Do you know the colours of the world?	1		
15.	Can you share?	1		
16.	Can you say G, H, I?	1		
17.	What is in your room?	1		
18.	What colour is it?	1		
19.	What can you see in your room?	1		
20.	Where do they live?	1		
21.	Can you tidy up your room?	1		
22.	Can you say J, K, L?	1		
23.	Project work: my tv model	1		
24.	Do you know body parts?	1		
25.	Have you got six legs?	1		
26.	Can you touch your head?	1		
27.	What sense is it?	1		
28.	Can you save water?	1		
29.	Can you say M, N, O?	1		
30.	Is it rainy today?	1		
31.	How is the weather today?	1		
32.	What is the season?	1		
33.	What can you see in the sky?	1		
34.	Can you be kind?	1		
35.	Family	1		
36.	Alphabet	1		
37.	What's this?	1		
38.	Play together	1		

39.	r and l sounds	1		
40.	Exam 1	1		
41.	Transportation	1		
42.	Transportation	1		
43.	She has/ He has	1		
44.	She has/ He has	1		
45.	Take turns	1		
46.	g and h sounds	1		
47.	Exam 2	1		
48.	Pets	1		
49.	Plural nouns	1		
50.	Adjectives	1		
51.	Yes, it is. No, it isn't.	1		
52.	Be helpful	1		
53.	f and v sounds	1		
54.	Review	1		
55.	Exam 3	1		
56.	Clothes	1		
57.	Clothes	1		
58.	What are you wearing?	1		
59.	Yes, I am. No, I'm not.	1		
60.	Share things	1		
61.	j and y sounds	1		
62.	Review	1		
63.	Exam 4	1		
64.	Rooms	1		
65.	Rooms	1		
66.	There's / there are	1		
67.	How many?	1		
68.	Be tidy	1		

Дата: “ ” 20 год. Классы: . Руководитель кружка: \_\_\_\_\_

## Lesson: HOW ARE YOU?

*Aims of the activity:*

**Educational aim:** to learn basic greetings  
to learn how to ask and answer questions

**Educative aim:** to bring up them to be friendly

**Developing aim:** to enable pupils to ask and answer questions

**The demand of the state educational standard:** get the level A1

**Type of the activity:** visual

**Method:** interactive teaching method

**Equipment:** Textbook, the DVD of the book, puppets, computer, overhead projector

**Form:** listening, speaking

### **I. Introduction:**

to make pupils feel themselves comfortable and interested at the lesson.

**Length and place in the activity:** short, at the beginning.

-Good morning, pupils!

-I'm glad to see you.

### **II. Reflection and assessment.**

**Length and place in the lesson:** 10 min., at the beginning.

#### **Activity 1 Listen and sing**

**Objective:** to sing the song “Good morning”

*Pupils listen the song “Good morning” and repeat together with teacher*

Good morning to you, good morning to you.


Good morning, good morning,

Good morning to you.

### **III. Procedure of a new activity.**

**Length and place in the activity:** 10 min., after presentation.

#### **1. Listen and repeat.**



#### **5. Look, point and say.**



### **Reflection and action plan**

Summing up of the lesson

Giving marks

### **Homework:**

Pupils revise at home the two units that they have studied and get prepared for the revision lesson

Зам директора школы \_\_\_\_\_ дата \_\_\_\_\_ 20 \_\_\_\_\_ год



Дата: “\_\_” \_\_\_\_\_ 20\_\_\_\_ год. Классы: \_\_\_\_\_. Руководитель кружка: \_\_\_\_\_

**Lesson: WHAT IS YOUR NAME? HOW OLD ARE YOU?**

*Aims of the activity:*

**Educational aim:** to learn basic greetings  
to learn how to ask and answer questions

**Educative aim:** to bring up them to be friendly

**Developing aim:** to enable pupils to ask and answer questions

**The demand of the state educational standard:** get the level A1

**Type of the activity:** visual

**Method:** interactive teaching method

**Equipment:** Textbook, the DVD of the book, puppets, computer, overhead projector

**Form:** listening, speaking

**I. Introduction:**

to make pupils feel themselves comfortable and interested at the lesson.

**Length and place in the activity:** short, at the beginning.

-Good morning, pupils!

-I'm glad to see you.

**II. Reflection and assessment.**

**Length and place in the lesson:** 10 min., at the beginning.

**Activity 1 Listen and sing**

**Objective:** to sing the song “Good morning”

*Pupils listen the song “Good morning” and repeat together with teacher*

Good morning to you, good morning to you.

Good morning, good morning,

Good morning to you.

**III. Procedure of a new activity.**

**Length and place in the activity:** 10 min., after presentation.



**5. Collaborate**



**Reflection and action plan**

Summing up of the lesson

Giving marks

**Homework:**

Pupils revise at home the two units that they have studied and get prepared for the revision lesson

Зам директора школы \_\_\_\_\_ дата \_\_\_\_\_ 20\_\_ год

Дата: “ ” 20 год. Классы: . Руководитель кружка: \_\_\_\_\_

## Lesson: CAN YOU SAY A, B, C?

**Aims of the activity:**

**Educational aim:** to learn basic greetings  
to learn how to ask and answer questions

**Educative aim:** to bring up them to be friendly

**Developing aim:** to enable pupils to ask and answer questions

**The demand of the state educational standard:** get the level A1

**Type of the activity:** visual

**Method:** interactive teaching method

**Equipment:** Textbook, the DVD of the book, puppets, computer, overhead projector

**Form:** listening, speaking

### I. Introduction:

to make pupils feel themselves comfortable and interested at the lesson.

**Length and place in the activity:** short, at the beginning.

-Good morning, pupils!

-I'm glad to see you.

### II. Reflection and assessment.

**Length and place in the lesson:** 10 min., at the beginning.

#### Activity 1 Listen and sing

**Objective:** to sing the song “Good morning”

*Pupils listen the song “Good morning” and repeat together with teacher*

Good morning to you, good morning to you.

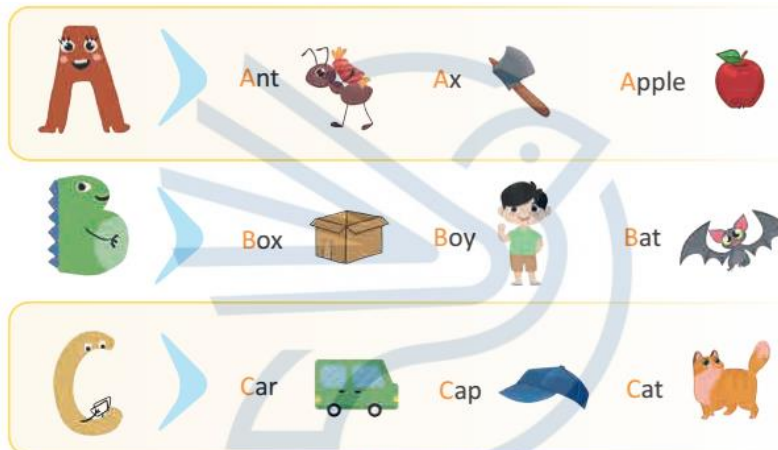
Good morning, good morning,

Good morning to you.

### III. Procedure of a new activity.

**Length and place in the activity:** 10 min., after presentation.

#### 1. Listen and repeat.



#### 5. Listen and repeat. Tongue Twister.



### Reflection and action plan

Summing up of the lesson

Giving marks

### Homework:

Pupils revise at home the two units that they have studied and get prepared for the revision lesson

Зам директора школы \_\_\_\_\_ дата \_\_\_\_\_ 20 \_\_\_\_\_ год

**веб-сайтимиз: [Zokirjon.com](http://Zokirjon.com)**

***Zokirjon.com* веб-сайти орқали ўзингиз учун керакли маълумотларни юклаб олинг.**

***Зокиржон Админ билан***

***90-834-22-66* номердаги телеграм орқали боғланишингиз *nza234* излаб телеграмдан ёзишингиз сўралади.**

***Телеграмда мурожаатингизга ўз вақтида жавоб берилади***


***75* листдан иборат **АНГЛИЙСКИЙ ЯЗЫК** **1-2** класс **68** часов кружокни **тўлиқ** холда олиш учун телеграмдан ёзинг.**

**Телеграм каналимиз:**

**@maktablar\_uchun\_hujjatlar**

**Тўлов учун: ХУМО 9860230104973329**

**Пластик эгаси Набиев Зокиржон**



## **ДИҚҚАТ!!!**

Бу ҳужжатни ҳеч кимга тарқатмаслик шарти билан олишингиз мумкин.  
Сизга бу **ОМОНАТ** қилиб берилади.  
Тўлиқ холда олганингиздан сўнг:  
Фақат ўзингиз учун фойдаланинг.  
Ҳеч кимга берманг хаттоки энг яқин инсонингизга ҳам.  
Интернет веб-сайтларга жойламанг.  
Телеграм орқали канал ва группаларга тарқатманг.  
**ОМОНАТГА ҲИЁНАТ ҚИЛМАНГ.**