



# **ДОКУМЕНТЫ КРУЖКА**

*ПО ПРЕДМЕТУ АНГЛИЙСКОМУ ЯЗЫКУ  
ДЛЯ 1-2 КЛАССОВ*

*ОБЩЕОБРАЗОВАТЕЛЬНОЙ ШКОЛЫ № \_\_\_\_\_  
ПРИ ОТДЕЛЕ ДОШКОЛЬНОГО И ШКОЛЬНОГО  
ОБРАЗОВАНИЯ \_\_\_\_\_*

*УПРАВЛЕНИИ ОТДЕЛЕ ДОШКОЛЬНОГО И  
ШКОЛЬНОГО ОБРАЗОВАНИЯ*

---

*20\_\_-20\_\_ УЧЕБНЫЙ ГОД*

## Информация о членах кружка

<i>n/n</i>	<b>Имя фамилия</b>	<b>Год рождения</b>	<b>Класс</b>	<b>Адрес</b>	<b>Родители</b>	<b>Номер телефони</b>	<b>Прим.</b>
<i>1.</i>							
<i>2.</i>							
<i>3.</i>							
<i>4.</i>							
<i>5.</i>							
<i>6.</i>							
<i>7.</i>							
<i>8.</i>							
<i>9.</i>							
<i>10.</i>							
<i>11.</i>							
<i>12.</i>							
<i>13.</i>							
<i>14.</i>							

<i>15.</i>							
<i>16.</i>							
<i>17.</i>							
<i>18.</i>							
<i>19.</i>							
<i>20.</i>							
<i>21.</i>							
<i>22.</i>							
<i>23.</i>							
<i>24.</i>							
<i>25.</i>							
<i>26.</i>							
<i>27.</i>							
<i>28.</i>							
<i>29.</i>							
<i>30.</i>							





«Утверждаю»  
Директор школы:

« \_\_\_\_ » \_\_\_\_\_ 20\_\_ г

«Согласован»  
Зам директора школы:

« \_\_\_\_ » \_\_\_\_\_ 20\_\_ г

### ПЛАН

кружка « \_\_\_\_\_ » на 20\_\_-20\_\_ учебный год

п/п	Темы	часы	число	прим
1.	HOW ARE YOU?	1		
2.	CAN YOU SAY A, B, C?	1		
3.	WHO IS THIS?	1		
4.	DO ANIMALS HAVE FAMILIES?	1		
5.	CAN YOU SAY D, E, F?	1		
6.	WHAT IS IN YOUR CLASSROOM?	1		
7.	WHAT IS IN YOUR BAG?	1		
8.	CAN YOU SHARE?	1		
9.	WHAT IS IN YOUR ROOM?	1		
10.	WHAT CAN YOU SEE IN YOUR ROOM?	1		
11.	CAN YOU TIDY UP YOUR ROOM?	1		
12.	PROJECT WORK: MY TV MODEL	1		
13.	HAVE YOU GOT SIX LEGS?	1		
14.	WHAT SENSE IS IT?	1		
15.	CAN YOU SAY M, N, O?	1		
16.	HOW IS THE WEATHER TODAY?	1		
17.	WHAT CAN YOU SEE IN THE SKY?	1		
18.	Family	1		
19.	What's this?	1		
20.	r and l sounds	1		
21.	Transportation	1		
22.	She has/ He has	1		
23.	Take turns	1		
24.	Pets	1		
25.	Adjectives	1		
26.	Be helpful	1		
27.	f and v sounds	1		
28.	Clothes	1		
29.	What are you wearing?	1		
30.	Share things	1		
31.	j and y sounds	1		
32.	Rooms	1		
33.	There's / there are	1		
34.	Be tidy	1		

Дата: “\_\_” \_\_\_\_\_ 20\_\_ год. Классы: \_\_\_\_\_. Руководитель кружка: \_\_\_\_\_

## Lesson: HOW ARE YOU?

*Aims of the activity:*

**Educational aim:** to learn basic greetings  
to learn how to ask and answer questions

**Educative aim:** to bring up them to be friendly

**Developing aim:** to enable pupils to ask and answer questions

**The demand of the state educational standard:** get the level A1

**Type of the activity:** visual

**Method:** interactive teaching method

**Equipment:** Textbook, the DVD of the book, puppets, computer, overhead projector

**Form:** listening, speaking

### **I. Introduction:**

to make pupils feel themselves comfortable and interested at the lesson.

**Length and place in the activity:** short, at the beginning.

-Good morning, pupils!

-I'm glad to see you.

### **II. Reflection and assessment.**

**Length and place in the lesson:** 10 min., at the beginning.

#### **Activity 1 Listen and sing**

**Objective:** to sing the song “Good morning”

*Pupils listen the song “Good morning” and repeat together with teacher*

Good morning to you, good morning to you.


Good morning, good morning,

Good morning to you.

### **III. Procedure of a new activity.**

**Length and place in the activity:** 10 min., after presentation.

1. Listen and repeat.



5. Look, point and say.



### **Reflection and action plan**

Summing up of the lesson

Giving marks

### **Homework:**

Pupils revise at home the two units that they have studied and get prepared for the revision lesson

Зам директора школы \_\_\_\_\_ дата \_\_\_\_\_ 20\_\_ год

Дата: “\_” \_\_\_\_\_ 20\_\_\_\_ год. Классы: \_\_\_\_\_. Руководитель кружка: \_\_\_\_\_

**Lesson: CAN YOU SAY A, B, C?**

**Aims of the activity:**

**Educational aim:** to learn basic greetings  
to learn how to ask and answer questions

**Educative aim:** to bring up them to be friendly

**Developing aim:** to enable pupils to ask and answer questions

**The demand of the state educational standard:** get the level A1

**Type of the activity:** visual

**Method:** interactive teaching method

**Equipment:** Textbook, the DVD of the book, puppets, computer, overhead projector

**Form:** listening, speaking

**I. Introduction:**

to make pupils feel themselves comfortable and interested at the lesson.

**Length and place in the activity:** short, at the beginning.

-Good morning, pupils!

-I'm glad to see you.

**II. Reflection and assessment.**

**Length and place in the lesson:** 10 min., at the beginning.

**Activity 1 Listen and sing**

**Objective:** to sing the song “Good morning”

*Pupils listen the song “Good morning” and repeat together with teacher*

Good morning to you, good morning to you.

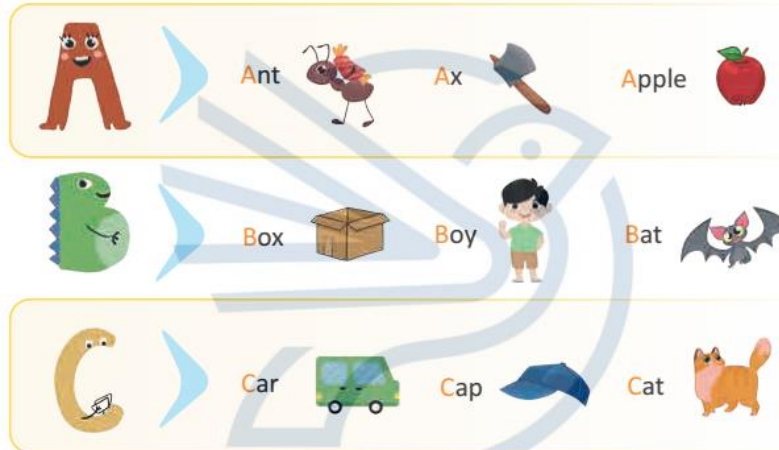
Good morning, good morning,

Good morning to you.

**III. Procedure of a new activity.**

**Length and place in the activity:** 10 min., after presentation.

**1. Listen and repeat.**



**5. Listen and repeat. Tongue Twister.**



**Reflection and action plan**

Summing up of the lesson

Giving marks

**Homework:**

Pupils revise at home the two units that they have studied and get prepared for the revision lesson

Зам директора школы \_\_\_\_\_ дата \_\_\_\_\_ 20\_\_\_\_ год



Дата: “ ” 20 \_\_\_\_\_ год. Классы: \_\_\_\_\_. Руководитель кружка: \_\_\_\_\_

## Lesson: WHO IS THIS?

*Aims of the activity:*

**Educational aim:** to learn basic greetings  
to learn how to ask and answer questions

**Educative aim:** to bring up them to be friendly

**Developing aim:** to enable pupils to ask and answer questions

**The demand of the state educational standard:** get the level A1

**Type of the activity:** visual

**Method:** interactive teaching method

**Equipment:** Textbook, the DVD of the book, puppets, computer, overhead projector

**Form:** listening, speaking

### I. Introduction:

to make pupils feel themselves comfortable and interested at the lesson.

**Length and place in the activity:** short, at the beginning.

-Good morning, pupils!

-I'm glad to see you.

### II. Reflection and assessment.

**Length and place in the lesson:** 10 min., at the beginning.

#### Activity 1 Listen and sing

**Objective:** to sing the song “Good morning”

*Pupils listen the song “Good morning” and repeat together with teacher*

Good morning to you, good morning to you.

Good morning, good morning,

Good morning to you.

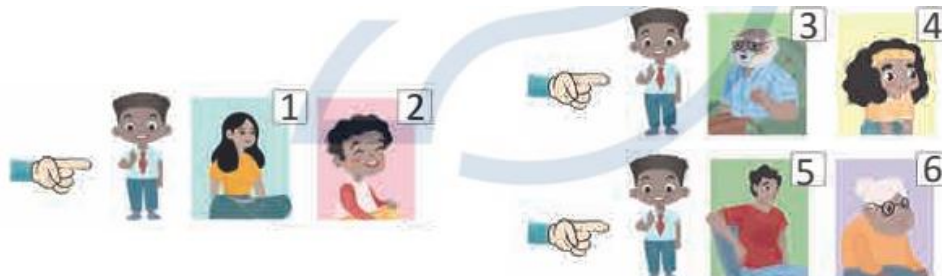
### III. Procedure of a new activity.

**Length and place in the activity:** 10 min., after presentation.

1. Watch the video again and act out.



3. Play Time!



5. Collaborate.



### Reflection and action plan

Summing up of the lesson

Giving marks

### Homework:

Pupils revise at home the two units that they have studied and get prepared for the revision lesson

Зам директора школы \_\_\_\_\_ дата \_\_\_\_\_ 20 \_\_\_\_\_ год

**веб-сайтимиз: [Zokirjon.com](http://Zokirjon.com)**

***Zokirjon.com* веб-сайти орқали ўзингиз учун керакли маълумотларни юклаб олинг.**

***Зокиржон Админ билан***

***90-834-22-66* номердаги телеграм орқали боғланишингиз *nza234* излаб телеграмдан ёзишингиз сўралади.**

***Телеграмда мурожаатингизга ўз вақтида жавоб берилади***


**40** листдан иборат **английский** тилидаги **1-2** класс **34** часа кружокни тўлиқ ҳолда олиш учун телеграмдан ёзинг.

**Телеграм каналимиз:**

**@maktablar\_uchun\_hujjatlar**

**Тўлов учун: ХУМО 9860230104973329**

**Пластик эгаси Набиев Зокиржон**



**ДИҚҚАТ!!!**

Бу ҳужжатни ҳеч кимга тарқатмаслик шарти билан олишингиз мумкин. Сизга бу **ОМОНАТ** қилиб берилади. Тўлиқ ҳолда олганингиздан сўнг: Фақат ўзингиз учун фойдаланинг. Ҳеч кимга берманг ҳаттоки энг яқин инсонингизга ҳам. Интернет веб-сайтларга жойламанг. Телеграм орқали канал ва гуруҳларга тарқатманг. **ОМОНАТГА ҲИЁНАТ ҚИЛМАНГ.**