



ДОКУМЕНТЫ КРУЖКА

*РАБОТЫ С ОТСТАЮЩИМИ УЧЕНИКАМИ ПО
АНГЛИЙСКОМУ ЯЗЫКУ ДЛЯ 1-2-3 КЛАССА
ОБЩЕОБРАЗОВАТЕЛЬНОЙ ШКОЛЫ №____
ПРИ ОТДЕЛЕ НАРОДНОГО ОБРАЗОВАНИЯ*

УПРАВЛЕНИИ НАРОДНОГО ОБРАЗОВАНИЯ

20__-20__ УЧЕБНЫЙ ГОД

Информация о членах кружка

<i>n/n</i>	Имя фамилия	Год рождения	Класс	Адрес	Родители	Номер телефони	Прим.
<i>1.</i>							
<i>2.</i>							
<i>3.</i>							
<i>4.</i>							
<i>5.</i>							
<i>6.</i>							
<i>7.</i>							
<i>8.</i>							
<i>9.</i>							
<i>10.</i>							
<i>11.</i>							
<i>12.</i>							
<i>13.</i>							
<i>14.</i>							

<i>15.</i>							
<i>16.</i>							
<i>17.</i>							
<i>18.</i>							
<i>19.</i>							
<i>20.</i>							
<i>21.</i>							
<i>22.</i>							
<i>23.</i>							
<i>24.</i>							
<i>25.</i>							
<i>26.</i>							
<i>27.</i>							
<i>28.</i>							
<i>29.</i>							
<i>30.</i>							

«Утверждаю»
Директор школы:

« ____ » _____ 20__ г

«Согласован»
Зам директора школы:

« ____ » _____ 20__ г

ПЛАН

кружка « _____ » на 20__-20__ учебный год

п/п	Темы	часы	число	прим
1.	HOW ARE YOU?	1		
2.	WHAT IS YOUR NAME? HOW OLD ARE YOU?	1		
3.	CAN YOU SAY D, E, F?	1		
4.	PROJECT WORK: MY PASSPORT	1		
5.	CAN YOU SHARE?	1		
6.	CAN YOU SAY G, H, I?	1		
7.	WHERE DO THEY LIVE?	1		
8.	CAN YOU SAY J, K, L?	1		
9.	CAN YOU TOUCH YOUR HEAD?	1		
10.	WHAT SENSE IS IT?	1		
11.	WHAT IS THE SEASON?	1		
12.	WHAT CAN YOU SEE IN THE SKY?	1		
13.	Play together	1		
14.	r and l sounds	1		
15.	Take turns	1		
16.	g and h sounds	1		
17.	Adjectives	1		
18.	Yes, it is. No, it isn't	1		
19.	Clothes	1		
20.	What are you wearing?	1		
21.	j and y sounds	1		
22.	Rooms	1		
23.	Be tidy	1		
24.	Questions	1		
25.	a and ai sounds	1		
26.	Pets	1		
27.	Favorites	1		
28.	ee and ea sounds	1		
29.	Describe school	1		
30.	Keep your environment clean	1		
31.	School subjects	1		
32.	Favorite day	1		
33.	My day	1		
34.	Schedule	1		

Дата: “_” _____ 20 _____ год. Классы: _____. Руководитель кружка: _____

Lesson: HOW ARE YOU?

Aims of the activity:

Educational aim: to learn basic greetings
to learn how to ask and answer questions

Educative aim: to bring up them to be friendly

Developing aim: to enable pupils to ask and answer questions

The demand of the state educational standard: get the level A1

Type of the activity: visual

Method: interactive teaching method

Equipment: Textbook, the DVD of the book, puppets, computer, overhead projector

Form: listening, speaking

I. Introduction:

to make pupils feel themselves comfortable and interested at the lesson.

Length and place in the activity: short, at the beginning.

-Good morning, pupils!

-I'm glad to see you.

II. Reflection and assessment.

Length and place in the lesson: 10 min., at the beginning.

Activity 1 Listen and sing

Objective: to sing the song “Good morning”

Pupils listen the song “Good morning” and repeat together with teacher

Good morning to you, good morning to you.


Good morning, good morning,

Good morning to you.

III. Procedure of a new activity.

Length and place in the activity: 10 min., after presentation.

1. Listen and repeat.



5. Look, point and say.



Reflection and action plan

Summing up of the lesson

Giving marks

Homework:

Pupils revise at home the two units that they have studied and get prepared for the revision lesson

Зам директора школы _____ дата _____ 20 _____ год

Дата: “ ” 20 год. Классы: . Руководитель кружка: _____

Lesson: WHAT IS YOUR NAME? HOW OLD ARE YOU?

Aims of the activity:

Educational aim: to learn basic greetings
to learn how to ask and answer questions
Educative aim: to bring up them to be friendly
Developing aim: to enable pupils to ask and answer questions

The demand of the state educational standard: get the level A1

Type of the activity: visual

Method: interactive teaching method

Equipment: Textbook, the DVD of the book, puppets, computer, overhead projector

Form: listening, speaking

I. Introduction:

to make pupils feel themselves comfortable and interested at the lesson.

Length and place in the activity: short, at the beginning.

-Good morning, pupils!

-I'm glad to see you.

II. Reflection and assessment.

Length and place in the lesson: 10 min., at the beginning.

Activity 1 Listen and sing

Objective: to sing the song “Good morning”

Pupils listen the song “Good morning” and repeat together with teacher

Good morning to you, good morning to you.

Good morning, good morning,

Good morning to you.

III. Procedure of a new activity.

Length and place in the activity: 10 min., after presentation.



5. Collaborate



Reflection and action plan

Summing up of the lesson

Giving marks

Homework:

Pupils revise at home the two units that they have studied and get prepared for the revision lesson

Зам директора школы _____ дата _____ 20 _____ год

Дата: “__” _____ 20__ год. Классы: _____. Руководитель кружка: _____

Lesson: CAN YOU SAY D, E, F?

Aims of the activity:

- Educational aim:** to learn basic greetings
to learn how to ask and answer questions
- Educative aim:** to bring up them to be friendly
- Developing aim:** to enable pupils to ask and answer questions

The demand of the state educational standard: get the level A1

Type of the activity: visual

Method: interactive teaching method

Equipment: Textbook, the DVD of the book, puppets, computer, overhead projector

Form: listening, speaking

I. Introduction:

to make pupils feel themselves comfortable and interested at the lesson.

Length and place in the activity: short, at the beginning.

-Good morning, pupils!

-I'm glad to see you.

II. Reflection and assessment.

Length and place in the lesson: 10 min., at the beginning.

Activity 1 Listen and sing

Objective: to sing the song “Good morning”

Pupils listen the song “Good morning” and repeat together with teacher

Good morning to you, good morning to you.

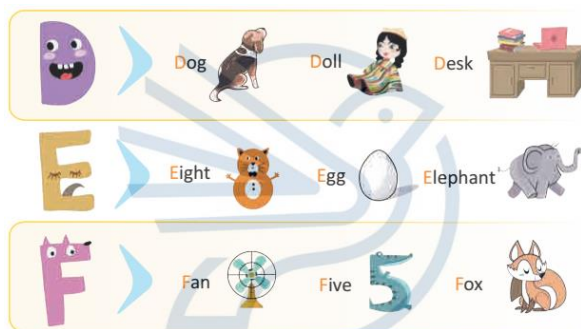
Good morning, good morning,

Good morning to you.

III. Procedure of a new activity.

Length and place in the activity: 10 min., after presentation.

1. Listen and repeat.



4. Listen and point.



5. Listen and repeat. Tongue Twister.



Reflection and action plan

Summing up of the lesson

Giving marks

Homework:

Pupils revise at home the two units that they have studied and get prepared for the revision lesson

Зам директора школы _____ дата _____ 20__ год

веб-сайтимиз: Zokirjon.com

***Zokirjon.com* веб-сайти орқали ўзингиз учун керакли маълумотларни юклаб олинг.**

Зокиржон Админ билан

***90-834-22-66* номердаги телеграм орқали боғланишингиз *nza234* излаб телеграмдан ёзишингиз сўралади.**

Телеграмда мурожаатингизга ўз вақтида жавоб берилади


***40* листдан иборат бўш ўзлаштирувчи ўқувчилар учун **английский язык 1-2-3 класс** **34** часа кружокни тўлиқ ҳолда олиш учун телеграмдан ёзинг.**

Телеграм каналимиз:

@maktablar_uchun_hujjatlar

Тўлов учун: ХУМО 9860230104973329

Пластик эгаси Набиев Зокиржон



ДИҚҚАТ!!!

Бу ҳужжатни ҳеч кимга тарқатмаслик шарти билан олишингиз мумкин. Сизга бу **ОМОНАТ** қилиб берилади. Тўлиқ ҳолда олганингиздан сўнг: Фақат ўзингиз учун фойдаланинг. Ҳеч кимга берманг ҳаттоки энг яқин инсонингизга ҳам. Интернет веб-сайтларга жойламанг. Телеграм орқали канал ва группаларга тарқатманг.

ОМОНАТГА ҲИЁНАТ ҚИЛМАНГ.