



# **ДОКУМЕНТЫ КРУЖКА**

*ПО ПРЕДМЕТУ АНГЛИЙСКОМУ ЯЗЫКУ  
ДЛЯ 8-9 КЛАССОВ*

*ОБЩЕОБРАЗОВАТЕЛЬНОЙ ШКОЛЫ № \_\_\_\_\_  
ПРИ ОТДЕЛЕ ДОШКОЛЬНОГО И ШКОЛЬНОГО  
ОБРАЗОВАНИЯ \_\_\_\_\_  
УПРАВЛЕНИИ ОТДЕЛЕ ДОШКОЛЬНОГО И  
ШКОЛЬНОГО ОБРАЗОВАНИЯ*

---

*20\_\_-20\_\_ УЧЕБНЫЙ ГОД*

## Информация о членах кружка

<i>n/n</i>	<b>Имя фамилия</b>	<b>Год рождения</b>	<b>Класс</b>	<b>Адрес</b>	<b>Родители</b>	<b>Номер телефони</b>	<b>Прим.</b>
<i>1.</i>							
<i>2.</i>							
<i>3.</i>							
<i>4.</i>							
<i>5.</i>							
<i>6.</i>							
<i>7.</i>							
<i>8.</i>							
<i>9.</i>							
<i>10.</i>							
<i>11.</i>							
<i>12.</i>							
<i>13.</i>							
<i>14.</i>							

<i>15.</i>							
<i>16.</i>							
<i>17.</i>							
<i>18.</i>							
<i>19.</i>							
<i>20.</i>							
<i>21.</i>							
<i>22.</i>							
<i>23.</i>							
<i>24.</i>							
<i>25.</i>							
<i>26.</i>							
<i>27.</i>							
<i>28.</i>							
<i>29.</i>							
<i>30.</i>							





«Утверждаю»  
Директор школы:

« \_\_\_\_ » \_\_\_\_\_ 20\_\_ г

«Согласован»  
Зам директора школы:

« \_\_\_\_ » \_\_\_\_\_ 20\_\_ г

### ПЛАН

кружка « \_\_\_\_\_ » на 20\_\_-20\_\_ учебный год

п/п	Темы	часы	число	прим
1.	Food	1		
2.	Making comparisons	1		
3.	Computers and the internet 1	1		
4.	Computers and the internet 2	1		
5.	Project presentations	1		
6.	Review	1		
7.	Illnesses	1		
8.	Giving advice	1		
9.	Review	1		
10.	Exam 3	1		
11.	Locations and directions	1		
12.	Edinburgh	1		
13.	Review	1		
14.	Exam 4	1		
15.	Geographical features	1		
16.	The Yeti	1		
17.	Review	1		
18.	Exam 5	1		
19.	Animals of the world	1		
20.	Yellowstone	1		
21.	Holidays	1		
22.	Ways of traveling	1		
23.	A new home	1		
24.	Talking about the past	1		
25.	Accepting other people's opinions	1		
26.	Review	1		
27.	School subjects	1		
28.	World schooling	1		
29.	Materials	1		
30.	Memories	1		
31.	Review	1		
32.	Exam 4	1		
33.	Adventure weekend	1		
34.	Adventure holidays	1		

Дата: “\_\_” \_\_\_\_\_ 20\_\_\_\_ год. Классы: \_\_\_\_\_. Руководитель кружка: \_\_\_\_\_

**Lesson:** Food

**Aims of the activity:**

**Educational aim:** to learn basic greetings  
to learn how to ask and answer questions

**Educative aim:** to bring up them to be friendly

**Developing aim:** to enable pupils to ask and answer questions

**The demand of the state educational standard:** get the level A1

**Type of the activity:** visual

**Method:** interactive teaching method

**Equipment:** Textbook, the DVD of the book, puppets, computer, overhead projector

**Form:** listening, speaking

**I. Introduction:**

to make pupils feel themselves comfortable and interested at the lesson.

**Length and place in the activity:** short, at the beginning.

-Good morning, pupils!

-I'm glad to see you.

**II. Reflection and assessment.**

**Length and place in the lesson:** 10 min., at the beginning.

**Activity 1 Listen and sing**

**Objective:** to sing the song “Good morning”

*Pupils listen the song “Good morning” and repeat together with teacher*

Good morning to you, good morning to you.

Good morning, good morning,

Good morning to you.

**III. Procedure of a new activity.**

**Length and place in the activity:** 10 min., after presentation.

**1. Look at the restaurant advertisements. Match the things in the photos A–M to the words in the box.**

*burger chicken legs cola cream fresh vegetables grapes lemonade mineral water*

*pasta with tomato sauce mushroom salad soft drinks strawberry*

**2. Complete the phrases with one or two food words from the food in the menus in Exercise 1.**

a bowl of  
a glass of  
a bottle of

a piece of  
a slice of  
a plate of

**Evaluating.**

**Giving homework.**

Зам директора школы \_\_\_\_\_ дата \_\_\_\_\_ 20\_\_\_\_ год

Дата: “\_\_” \_\_\_\_\_ 20\_\_\_\_ год. Классы: \_\_\_\_\_. Руководитель кружка: \_\_\_\_\_

**Lesson:** Making comparisons

**Aims of the activity:**

**Educational aim:** to learn basic greetings  
to learn how to ask and answer questions

**Educative aim:** to bring up them to be friendly

**Developing aim:** to enable pupils to ask and answer questions

**The demand of the state educational standard:** get the level A1

**Type of the activity:** visual

**Method:** interactive teaching method

**Equipment:** Textbook, the DVD of the book, puppets, computer, overhead projector

**Form:** listening, speaking

**I. Introduction:**

to make pupils feel themselves comfortable and interested at the lesson.

**Length and place in the activity:** short, at the beginning.

-Good morning, pupils!

-I'm glad to see you.

**II. Reflection and assessment.**

**Length and place in the lesson:** 10 min., at the beginning.

**Activity 1 Listen and sing**

**Objective:** to sing the song “Good morning”

*Pupils listen the song “Good morning” and repeat together with teacher*

Good morning to you, good morning to you.

Good morning, good morning,

Good morning to you.

**III. Procedure of a new activity.**

**Length and place in the activity:** 10 min., after presentation.



## ABOUT YOU

How often do you eat out?

Which do you prefer – restaurant food  
or home-cooked food?

What is ‘fast food’? Do you ever eat it?

3. Look at the menus in Exercise 1 again. In pairs, say which foods you like and don't like. Then say what you'd like to eat or drink right now!

I like salad.

Me too.

## UNIT 11

I want to eat a bowl of fruit salad now.

4. Read the advertisements again. Are the sentences right (✓) or wrong (X)?

1 The party room at Pizza Palace is smaller than the one at Easy Burgers.

2 You can watch something while you eat at Easy Burgers.

3 The food at Easy Burgers looks healthier.

4 Pizza Palace is more expensive than Easy Burgers.

5 The menu at Easy Burgers is longer than the one at Pizza Palace.

6 Easy Burgers and Pizza Palace are both popular

**Evaluating.**

**Giving homework.**

Зам директора школы \_\_\_\_\_ дата \_\_\_\_\_ 20\_\_\_\_ год



Дата: “\_\_” \_\_\_\_\_ 20\_\_\_\_ год. Классы: \_\_\_\_\_. Руководитель кружка: \_\_\_\_\_

**Lesson:** Computers and the internet 1

**Aims of the activity:**

**Educational aim:** to learn basic greetings  
to learn how to ask and answer questions

**Educative aim:** to bring up them to be friendly

**Developing aim:** to enable pupils to ask and answer questions

**The demand of the state educational standard:** get the level A1

**Type of the activity:** visual

**Method:** interactive teaching method

**Equipment:** Textbook, the DVD of the book, puppets, computer, overhead projector

**Form:** listening, speaking

### **I. Introduction:**

to make pupils feel themselves comfortable and interested at the lesson.

**Length and place in the activity:** short, at the beginning.

-Good morning, pupils!

-I'm glad to see you.

### **II. Reflection and assessment.**

**Length and place in the lesson:** 10 min., at the beginning.

#### **Activity 1 Listen and sing**

**Objective:** to sing the song “Good morning”

*Pupils listen the song “Good morning” and repeat together with teacher*

Good morning to you, good morning to you.

Good morning, good morning,

Good morning to you.

### **III. Procedure of a new activity.**

**Length and place in the activity:** 10 min., after presentation.

**1 Look at the article again and find the words in the box. Match them to the definitions**

*digital download machine memory save software virus*

1 This has moving parts and helps humans to do work.

2 This is a part of a computer – it holds information.

3 This is a dangerous computer program.

4 You do this to make sure the computer keeps your work.

5 This describes cameras, computers and clocks that record information as 0s or 1s.

6 This means to copy information from the internet onto your computer.

7 This is all the programs that make a computer do different things

#### **2. Match the verbs to the nouns. Then make sentences**

*buy*

*chat*

*download*

*go*

*play*

*surf*

*visit*

*watch*

*friends*

*clothes*

*games*

*the internet*

*music*

*online*

*videos*

*websites*

**3. Read the survey. Choose three or four questions and write two more of your own. Walk around the class asking your questions.**

- What sort of things do you download from the internet?
- Do you know how to stop a virus from getting onto your computer?
- How much memory has your phone got? Is it enough?
- Do you ever forget to save your work?
- How often do you chat to friends online?

**Evaluating.**

**Giving homework.**

Зам директора школы \_\_\_\_\_ дата \_\_\_\_\_ 20\_\_ год

Дата: “\_\_” \_\_\_\_\_ 20\_\_\_\_ год. Классы: \_\_\_\_\_. Руководитель кружка: \_\_\_\_\_

**Lesson:** Computers and the internet 2

**Aims of the activity:**

**Educational aim:** to learn basic greetings  
to learn how to ask and answer questions

**Educative aim:** to bring up them to be friendly

**Developing aim:** to enable pupils to ask and answer questions

**The demand of the state educational standard:** get the level A1

**Type of the activity:** visual

**Method:** interactive teaching method

**Equipment:** Textbook, the DVD of the book, puppets, computer, overhead projector

**Form:** listening, speaking

**I. Introduction:**

to make pupils feel themselves comfortable and interested at the lesson.

**Length and place in the activity:** short, at the beginning.

-Good morning, pupils!

-I'm glad to see you.

**II. Reflection and assessment.**

**Length and place in the lesson:** 10 min., at the beginning.

**Activity 1 Listen and sing**

**Objective: to sing the song “Good morning”**

*Pupils listen the song “Good morning” and repeat together with teacher*

Good morning to you, good morning to you.

Good morning, good morning,

Good morning to you.

**III. Procedure of a new activity.**

**Length and place in the activity:** 10 min., after presentation.

**1. Listen to and read the first part of the conversation and look at Question 0. Which is the correct answer: A, B or C? Why are the other two answers wrong?**

*Ella: Nice new laptop Andy! When did you get it?*

*Andy: Yesterday. My old one broke a month ago, and last week Dad agreed to buy me this.*

*0 When did Andy get his new computer?*

*A yesterday B last week C a month ago*

**2 Listen to the whole conversation. For each question, choose the correct answer.**

*1 Andy's dad bought the computer from*

*A a website. B a shop. C a friend.*

*2 How much did it cost?*

*A £150 B £250 C £2,000*

*3 What does Andy want to buy for the computer?*

*A a camera B a mouse C a printer*

*4 Andy doesn't use his computer to*

*A do homework. B chat to friends.*

*C play games.*

*5 What does Andy like most about the computer?*

*A the keyboard B the screen C the speakers*

**In pairs, compare your answers. Then listen again and check your answers**

*PLAN* Think of an answer to each of Morgan's questions.

**WRITE** Write an email to Morgan with answers to all his questions. Begin your email with *Hi Morgan, or Dear Morgan, and end it with See you soon. or Best wishes, and your name. Write 25 words or more.*

**IMPROVE** In pairs, read your email and your partner's. Check that all three questions have an answer. Give your partner two ideas to make their email better. Use your partner's advice and rewrite your email.

**Evaluating.**

**Giving homework.**

Зам директора школы \_\_\_\_\_ дата \_\_\_\_\_ 20\_\_ год

Дата: “\_\_” \_\_\_\_\_ 20\_\_ год. Классы: \_\_\_\_\_. Руководитель кружка: \_\_\_\_\_

**Lesson:** Project presentations

**Aims of the activity:**

**Educational aim:** to learn basic greetings  
to learn how to ask and answer questions

**Educative aim:** to bring up them to be friendly

**Developing aim:** to enable pupils to ask and answer questions

**The demand of the state educational standard:** get the level A1

**Type of the activity:** visual

**Method:** interactive teaching method

**Equipment:** Textbook, the DVD of the book, puppets, computer, overhead projector

**Form:** listening, speaking

**I. Introduction:**

to make pupils feel themselves comfortable and interested at the lesson.

**Length and place in the activity:** short, at the beginning.

-Good morning, pupils!

-I'm glad to see you.

**II. Reflection and assessment.**

**Length and place in the lesson:** 10 min., at the beginning.

**Activity 1 Listen and sing**

**Objective:** to sing the song “Good morning”

*Pupils listen the song “Good morning” and repeat together with teacher*

Good morning to you, good morning to you.

Good morning, good morning,

Good morning to you.

**III. Procedure of a new activity.**

**Length and place in the activity:** 10 min., after presentation.



*Don't forget, always check with your parents before starting a blog. Parents can help young people under the age of 13 to set up a blog*

*In small groups, write and design a blog post:*

- *Choose a blog topic and think about the design for the blog.*
- *Write two short blog posts about the topic.*
- *Decide what to include with each of the posts (a photo and a link? a video?)*
- *Look at the design of some other blogs on a platform.*
- *Design how you think the posts would look on a platform.*
- *Share your ideas for posts and design with another group*

**Evaluating.**

**Giving homework.**

Зам директора школы \_\_\_\_\_ дата \_\_\_\_\_ 20\_\_ год

Дата: “\_\_” \_\_\_\_\_ 20\_\_\_\_ год. Классы: \_\_\_\_\_. Руководитель кружка: \_\_\_\_\_

**Lesson:** Review

**Aims of the activity:**

**Educational aim:** to learn basic greetings  
to learn how to ask and answer questions

**Educative aim:** to bring up them to be friendly

**Developing aim:** to enable pupils to ask and answer questions

**The demand of the state educational standard:** get the level A1

**Type of the activity:** visual

**Method:** interactive teaching method

**Equipment:** Textbook, the DVD of the book, puppets, computer, overhead projector

**Form:** listening, speaking

**I. Introduction:**

to make pupils feel themselves comfortable and interested at the lesson.

**Length and place in the activity:** short, at the beginning.

-Good morning, pupils!

-I'm glad to see you.

**II. Reflection and assessment.**

**Length and place in the lesson:** 10 min., at the beginning.

**Activity 1 Listen and sing**

**Objective:** to sing the song “Good morning”

*Pupils listen the song “Good morning” and repeat together with teacher*

Good morning to you, good morning to you.

Good morning, good morning,

Good morning to you.

**III. Procedure of a new activity.**

**Length and place in the activity:** 10 min., after presentation.

**Complete the sentences with the words in the box.**

bright digital discount download keyboard pocket tablet wallet wool

0 I really like that new digital camera.

1 This computer was £500 last week. Now it's £425. That's a big \_\_\_\_\_.

2 My jumper's made of \_\_\_\_\_. It's really warm!

3 My dad gave me a \_\_\_\_\_ for my birthday. And he put £20 in it!

4 I want to buy a new coat. I like that one, but it's only got one \_\_\_\_\_.

5 The trainers are all too \_\_\_\_\_. I prefer pale colours.

6 The \_\_\_\_\_ on that new computer is very small. It's difficult to see the letters.

7 Most people \_\_\_\_\_ music from the internet these days. They don't buy CDs or records.

8 At my new school, all the students have a \_\_\_\_\_ or a laptop. They don't have books.

**2 Put the words in the correct column.**

boots cap cola cream e-reader gloves grapes laptop lemonade mineral water memory

mouse mushroom noodles omelette scarf screen socks software speaker suit swimming costume tie virus

Food and drink	Clothes	Technology

**3 Use the pictures to write sentences with for.**

*I played tennis with my friend for two hours yesterday.*

**Evaluating.**

**Giving homework.**

Зам директора школы \_\_\_\_\_ дата \_\_\_\_\_ 20\_\_\_\_ год

Дата: “\_\_” \_\_\_\_\_ 20\_\_\_\_ год. Классы: \_\_\_\_\_. Руководитель кружка: \_\_\_\_\_

**Lesson:** Illnesses

**Aims of the activity:**

**Educational aim:** to learn basic greetings  
to learn how to ask and answer questions

**Educative aim:** to bring up them to be friendly

**Developing aim:** to enable pupils to ask and answer questions

**The demand of the state educational standard:** get the level A1

**Type of the activity:** visual

**Method:** interactive teaching method

**Equipment:** Textbook, the DVD of the book, puppets, computer, overhead projector

**Form:** listening, speaking

**I. Introduction:**

to make pupils feel themselves comfortable and interested at the lesson.

**Length and place in the activity:** short, at the beginning.

-Good morning, pupils!

-I'm glad to see you.

**II. Reflection and assessment.**

**Length and place in the lesson:** 10 min., at the beginning.

**Activity 1 Listen and sing**

**Objective:** to sing the song “Good morning”

*Pupils listen the song “Good morning” and repeat together with teacher*

Good morning to you, good morning to you.

Good morning, good morning,

Good morning to you.

**III. Procedure of a new activity.**

**Length and place in the activity:** 10 min., after presentation.



**Match the sentences to the photos.**

- 1 I've got a cold.
- 2 I hurt my leg.
- 3 I've got a broken arm.
- 4 My eye hurts.
- 5 I feel sick.
- 6 I've got a stomach ache.
- 7 I've got a temperature.
- 8 I've got toothache.
- 9 I've got a pain in my foot.
- 10 I've got a headache.

**Listen and check. Then repeat.**

**2 Listen to three conversations. Match the health problems to the people in the pictures**

**Evaluating.**

**Giving homework.**

Зам директора школы \_\_\_\_\_ дата \_\_\_\_\_ 20\_\_\_\_ год



Дата: “\_” \_\_\_\_\_ 20\_\_\_\_ год. Классы: \_\_\_\_\_. Руководитель кружка: \_\_\_\_\_

**Lesson:** Giving advice

**Aims of the activity:**

**Educational aim:** to learn basic greetings  
to learn how to ask and answer questions

**Educative aim:** to bring up them to be friendly

**Developing aim:** to enable pupils to ask and answer questions

**The demand of the state educational standard:** get the level A1

**Type of the activity:** visual

**Method:** interactive teaching method

**Equipment:** Textbook, the DVD of the book, puppets, computer, overhead projector

**Form:** listening, speaking

**I. Introduction:**

to make pupils feel themselves comfortable and interested at the lesson.

**Length and place in the activity:** short, at the beginning.

-Good morning, pupils!

-I'm glad to see you.

**II. Reflection and assessment.**

**Length and place in the lesson:** 10 min., at the beginning.

**Activity 1 Listen and sing**

**Objective:** to sing the song “Good morning”

*Pupils listen the song “Good morning” and repeat together with teacher*

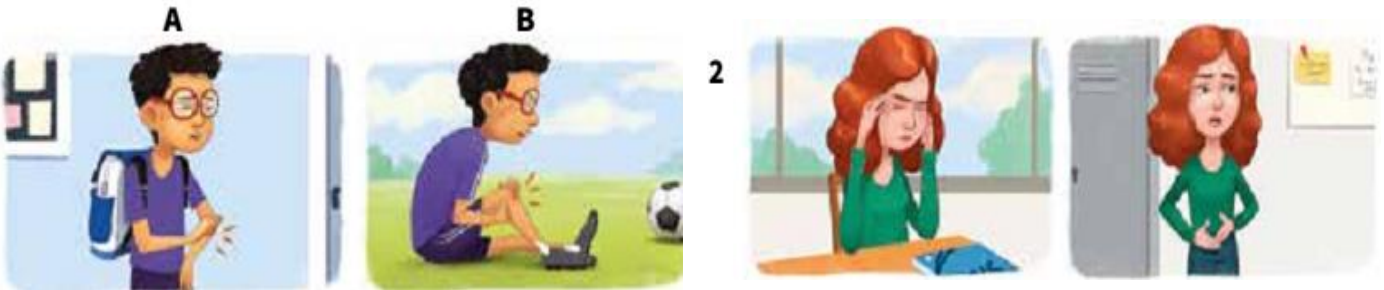
Good morning to you, good morning to you.

Good morning, good morning,

Good morning to you.

**III. Procedure of a new activity.**

**Length and place in the activity:** 10 min., after presentation.



**3. Listen again. Match the advice to the health problems in Exercise 2. Write 1, 2 or 3.**

*don't do any sports*

*eat fruit and vegetables*

*don't watch TV late*

*go to hospital*

*don't walk*

*rest*

*go to sleep now*

*drink a lot*

**4 In pairs, discuss the questions.**

1 Do you do anything that is bad for your health?

2 How do you want to change it?

*I play computer games for three hours a day.*

*I'd like to play more sport.*

**Evaluating.**

**Giving homework.**

Зам директора школы \_\_\_\_\_ дата \_\_\_\_\_ 20\_\_ год

Дата: “\_\_” \_\_\_\_\_ 20\_\_\_\_ год. Классы: \_\_\_\_\_. Руководитель кружка: \_\_\_\_\_

**Lesson:** Review

**Aims of the activity:**

**Educational aim:** to learn basic greetings  
to learn how to ask and answer questions

**Educative aim:** to bring up them to be friendly

**Developing aim:** to enable pupils to ask and answer questions

**The demand of the state educational standard:** get the level A1

**Type of the activity:** visual

**Method:** interactive teaching method

**Equipment:** Textbook, the DVD of the book, puppets, computer, overhead projector

**Form:** listening, speaking

**I. Introduction:**

to make pupils feel themselves comfortable and interested at the lesson.

**Length and place in the activity:** short, at the beginning.

-Good morning, pupils!

-I'm glad to see you.

**II. Reflection and assessment.**

**Length and place in the lesson:** 10 min., at the beginning.

**Activity 1 Listen and sing**

**Objective:** to sing the song “Good morning”

*Pupils listen the song “Good morning” and repeat together with teacher*

Good morning to you, good morning to you.

Good morning, good morning,

Good morning to you.

**III. Procedure of a new activity.**

**Length and place in the activity:** 10 min., after presentation.

**1. Read the magazine article. Match the photos A–D to the paragraphs 1–3.**

**2 Choose the correct headings a–d for the paragraphs 1–3. There is one heading you don't need.**

*a Different kinds of running races c All the ways running is good for you*

*b Some problems with running d Reasons why running is popular*



*In the past, people didn't need sports like running to stay healthy because they were very active. But these days, many of us spend most of the day sitting down. This means we need to get some exercise in our free time, and running is a cheap and easy way to do it. It's more fun than doing boring exercises in a gym, and all you need is a good pair of trainers and some comfortable clothes. Also, it's a sport that people can do at any age – for example Fauja Singh finished a marathon at the age of 101! To make running interesting, you can enter a race. Fun runs are very popular. These are often 5 km long and are great for beginners. You can run with your friends and maybe dress up. For fitter people, there are half-marathons, marathons, or even ultra-marathons. These can be 70–400 km long. One of the most famous is the Marathon des Sables which takes six days and goes through the Sahara desert. Running is fun and scientists say it is one of the best ways to keep fit. However, make sure you don't do it every day – it's important to have a rest between runs. Running improves the health of almost every part of your body, including your brain. It can make you feel happier and healthier, and live longer. It also helps you sleep well, and that gives you the energy to enjoy your life more. Perhaps it's the perfect sport!*

**Evaluating.**

**Giving homework.**

Зам директора школы \_\_\_\_\_ дата \_\_\_\_\_ 20\_\_\_\_ год

Дата: “\_\_” \_\_\_\_\_ 20\_\_\_\_ год. Классы: \_\_\_\_\_. Руководитель кружка: \_\_\_\_\_

**Lesson:** Exam 3

**Aims of the activity:**

**Educational aim:** to learn basic greetings  
to learn how to ask and answer questions

**Educative aim:** to bring up them to be friendly

**Developing aim:** to enable pupils to ask and answer questions

**The demand of the state educational standard:** get the level A1

**Type of the activity:** visual

**Method:** interactive teaching method

**Equipment:** Textbook, the DVD of the book, puppets, computer, overhead projector

**Form:** listening, speaking

**I. Introduction:**

to make pupils feel themselves comfortable and interested at the lesson.

**Length and place in the activity:** short, at the beginning.

-Good morning, pupils!

-I'm glad to see you.

**II. Reflection and assessment.**

**Length and place in the lesson:** 10 min., at the beginning.

**Activity 1 Listen and sing**

**Objective:** to sing the song “Good morning”

*Pupils listen the song “Good morning” and repeat together with teacher*

Good morning to you, good morning to you.

Good morning, good morning,

Good morning to you.

**III. Procedure of a new activity.**

**Length and place in the activity:** 10 min., after presentation.

**For each phrase in the box, two verbs are right and one is wrong. Cross out the wrong verb for each phrase.**

get / keep / do fit

enter / do / stay a race

go / eat / sleep well

have / take / do a rest

make / feel / stay healthy

do / keep / try some exercises in a gym

get / do / keep some exercise

**2 Complete the sentences with the correct tense of the verbs in Exercise 1.**

1 After I broke my leg, I some exercises to make it strong again.

2 I think it's really important to fit, so I a lot of exercise.

3 In my family, we well. We have lots of vegetables and no fast food.

4 My dad a 5 km race last week and finished in 35 minutes.

5 When I do a lot of exercise and spend time outdoors I fit and healthy.

6 After the race, my brother a long rest.

**3 Write sentences about you and your family using the vocabulary in Exercise 1. In pairs, compare your sentences.**

**Read the sentences below and listen to the conversations between a boy called Jed and a girl called Holly. Are the sentences right (✓) or wrong (X)?**

1 Jed wants to do a 5 km race.

2 Holly can do the race with Jed.

3 Jed wants to do the race with Holly.

4 Jed is worried about the price of sports clothes and trainers.

**Evaluating.**

**Giving homework.**

Зам директора школы \_\_\_\_\_ дата \_\_\_\_\_ 20\_\_\_\_ год



Дата: “\_” \_\_\_\_\_ 20\_\_\_\_ год. Классы: \_\_\_\_\_. Руководитель кружка: \_\_\_\_\_

**Lesson:** Locations and directions

**Aims of the activity:**

**Educational aim:** to learn basic greetings

to learn how to ask and answer questions

**Educative aim:** to bring up them to be friendly

**Developing aim:** to enable pupils to ask and answer questions

**The demand of the state educational standard:** get the level A1

**Type of the activity:** visual

**Method:** interactive teaching method

**Equipment:** Textbook, the DVD of the book, puppets, computer, overhead projector

**Form:** listening, speaking

**I. Introduction:**

to make pupils feel themselves comfortable and interested at the lesson.

**Length and place in the activity:** short, at the beginning.

-Good morning, pupils!

-I'm glad to see you.

**II. Reflection and assessment.**

**Length and place in the lesson:** 10 min., at the beginning.

**Activity 1 Listen and sing**

**Objective:** to sing the song “Good morning”

*Pupils listen the song “Good morning” and repeat together with teacher*

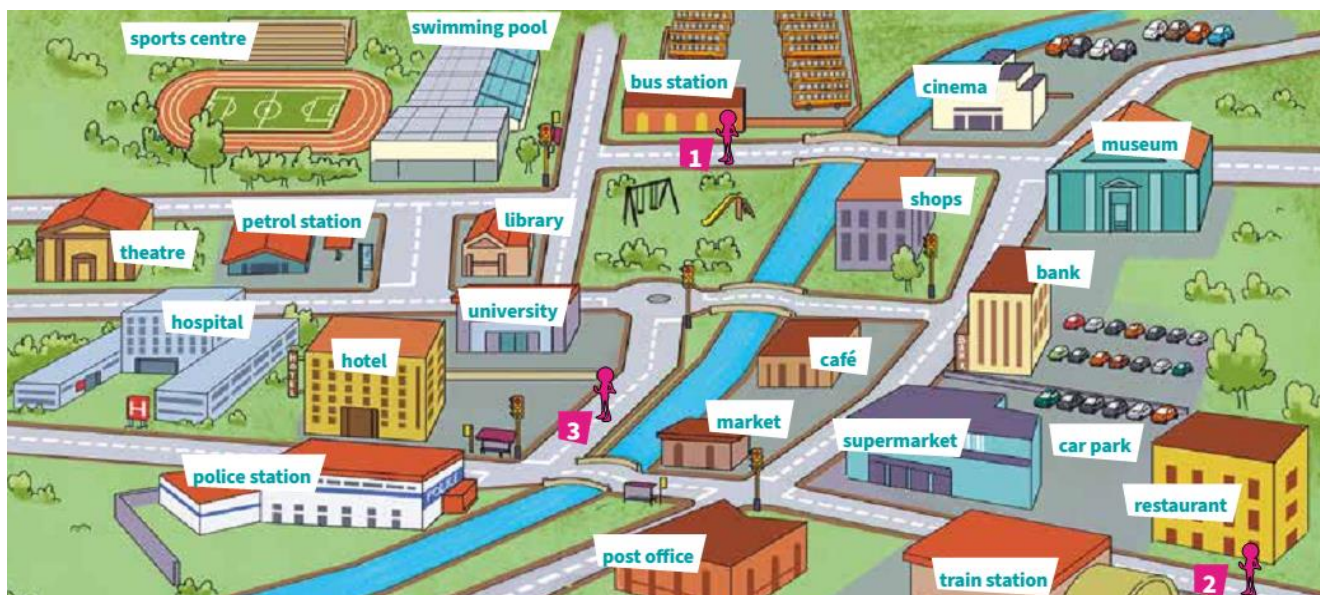
Good morning to you, good morning to you.

Good morning, good morning,

Good morning to you.

**III. Procedure of a new activity.**

**Length and place in the activity:** 10 min., after presentation.



*This is my town. It's small but very pretty. A river goes through the town centre and there are four bridges going across it. Between the road and the river, there's a market. Next to the market is a really nice café. There are also some shops in the town. Opposite the shops, there's a bank, a museum and a restaurant.*

*Behind the museum, there's a children's playground. The restaurant is near the train station, and beside the train station there's a post office. There's also a sports centre on that street. In front of the supermarket, there's a car park. We have a zoo too, but that's outside the town*

**Evaluating.**

**Giving homework.**

Зам директора школы \_\_\_\_\_ дата \_\_\_\_\_ 20\_\_\_\_ год

Дата: “\_\_” \_\_\_\_\_ 20\_\_\_\_ год. Классы: \_\_\_\_\_. Руководитель кружка: \_\_\_\_\_

**Lesson:** Edinburgh

**Aims of the activity:**

**Educational aim:** to learn basic greetings  
to learn how to ask and answer questions

**Educative aim:** to bring up them to be friendly

**Developing aim:** to enable pupils to ask and answer questions

**The demand of the state educational standard:** get the level A1

**Type of the activity:** visual

**Method:** interactive teaching method

**Equipment:** Textbook, the DVD of the book, puppets, computer, overhead projector

**Form:** listening, speaking

**I. Introduction:**

to make pupils feel themselves comfortable and interested at the lesson.

**Length and place in the activity:** short, at the beginning.

-Good morning, pupils!

-I'm glad to see you.

**II. Reflection and assessment.**

**Length and place in the lesson:** 10 min., at the beginning.

**Activity 1 Listen and sing**

**Objective:** to sing the song “Good morning”

*Pupils listen the song “Good morning” and repeat together with teacher*

Good morning to you, good morning to you.

Good morning, good morning,

Good morning to you.

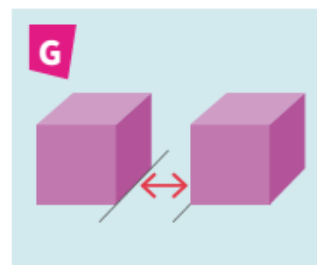
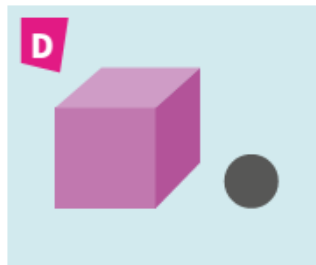
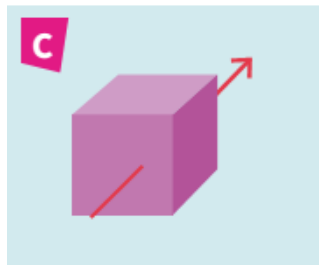
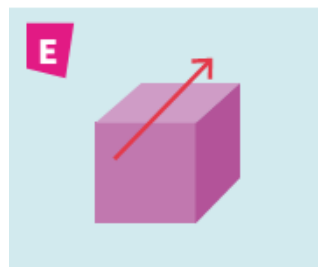
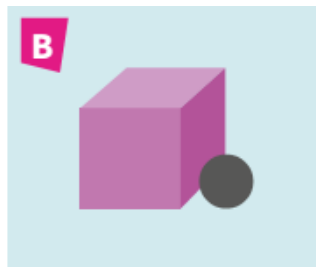
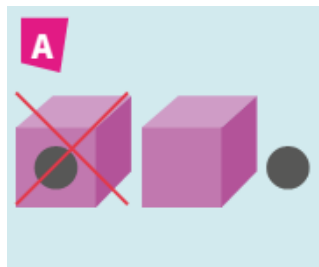
**III. Procedure of a new activity.**

**Length and place in the activity:** 10 min., after presentation.

**Read the description in Exercise 4 on page 84**

**again and match the prepositions to the diagrams.**

*across beside/next to in front of near opposite outside through*



**2 Look at the map on page 84. Complete each sentence with a preposition.**

1 The river goes \_\_\_\_\_ the town.

2 Hotel guests need to go \_\_\_\_\_ the river to go to the museum.

3 The zoo is \_\_\_\_\_ the town.

4 There's a bus stop \_\_\_\_\_ the hospital.

5 There's a car park \_\_\_\_\_ the supermarket.

6 The bank is \_\_\_\_\_ the museum.

7 There are some shops \_\_\_\_\_ the museum

**Evaluating.**

**Giving homework.**

Зам директора школы \_\_\_\_\_ дата \_\_\_\_\_ 20\_\_\_\_ год

Дата: “\_\_” \_\_\_\_\_ 20\_\_\_\_ год. Классы: \_\_\_\_\_. Руководитель кружка: \_\_\_\_\_

**Lesson:** Review

**Aims of the activity:**

**Educational aim:** to learn basic greetings  
to learn how to ask and answer questions

**Educative aim:** to bring up them to be friendly

**Developing aim:** to enable pupils to ask and answer questions

**The demand of the state educational standard:** get the level A1

**Type of the activity:** visual

**Method:** interactive teaching method

**Equipment:** Textbook, the DVD of the book, puppets, computer, overhead projector

**Form:** listening, speaking

### **I. Introduction:**

to make pupils feel themselves comfortable and interested at the lesson.

**Length and place in the activity:** short, at the beginning.

-Good morning, pupils!

-I'm glad to see you.

### **II. Reflection and assessment.**

**Length and place in the lesson:** 10 min., at the beginning.

#### **Activity 1 Listen and sing**

**Objective:** to sing the song “Good morning”

*Pupils listen the song “Good morning” and repeat together with teacher*

Good morning to you, good morning to you.

Good morning, good morning,

Good morning to you.

### **III. Procedure of a new activity.**

**Length and place in the activity:** 10 min., after presentation.



*Lucky you! Edinburgh's great. It isn't the biggest city in Scotland, but it's very beautiful and has an amazing history. The best place to start is Edinburgh Castle. This sits up on top of Castle Rock and from here you can see the whole city below you. It gets very busy in the summer. Next, walk down the Royal Mile, through Edinburgh's 12th-century Old Town. Don't miss St Giles' Cathedral and the Camera Obscura. This amazing museum is all about how we see things, and has floating fish, funny mirrors and a 3D tunnel of stars. They sell great postcards there. At the bottom of the Royal Mile is the Queen's Edinburgh home, the Palace of Holyroodhouse. When the Queen isn't there, you can visit the rooms and gardens. Next to the Palace is the Scottish Parliament. Spanish architect Enric Miralles designed it. Parts of it look like fishing boats on the beach. There are also roof gardens and fountains. And you can visit it for free! You should also go to Edinburgh's New Town. This area isn't very new actually – it's over 200 years old! The most famous street in Edinburgh, called Princes Street, is in New Town. Here you find Edinburgh's best shops and department stores. If you haven't got much time, you can see Edinburgh with a tour guide. Choose from walking tours, cycle tours and even ghost tours. These take you through the narrow streets of the Old Town late at night, and include scary stories from the 18th century. Don't forget to take a good guidebook – and your raincoat. It often rains in Edinburgh. Have a great time! Hey guys! I'm going to Edinburgh, the capital of Scotland, soon. Have you got any advice for me?*

**Evaluating.**

**Giving homework.**

Зам директора школы \_\_\_\_\_ дата \_\_\_\_\_ 20\_\_ год



Дата: “\_\_” \_\_\_\_\_ 20\_\_\_\_ год. Классы: \_\_\_\_\_. Руководитель кружка: \_\_\_\_\_

**Lesson:** Exam 4

**Aims of the activity:**

**Educational aim:** to learn basic greetings  
to learn how to ask and answer questions

**Educative aim:** to bring up them to be friendly

**Developing aim:** to enable pupils to ask and answer questions

**The demand of the state educational standard:** get the level A1

**Type of the activity:** visual

**Method:** interactive teaching method

**Equipment:** Textbook, the DVD of the book, puppets, computer, overhead projector

**Form:** listening, speaking

**I. Introduction:**

to make pupils feel themselves comfortable and interested at the lesson.

**Length and place in the activity:** short, at the beginning.

-Good morning, pupils!

-I'm glad to see you.

**II. Reflection and assessment.**

**Length and place in the lesson:** 10 min., at the beginning.

**Activity 1 Listen and sing**

**Objective:** to sing the song “Good morning”

*Pupils listen the song “Good morning” and repeat together with teacher*

Good morning to you, good morning to you.

Good morning, good morning,

Good morning to you.

**III. Procedure of a new activity.**

**Length and place in the activity:** 10 min., after presentation.

**1 Look at the map, text and Exercises on page 84, and find 12 compound nouns.**

**2 Match the words on the left of the box to the words on the right to make compound nouns.**

**Remember some are one word and some are two.**

post

guide

cycle

tour

walking

coat

guide

card

tour

book

rain

tour

**Listen and check. Then repeat.**

**3 Complete the sentences with compound nouns from Exercise 2.**

1 I found a with a really nice picture on it to send to my friend.

2 I'm glad I wore a yesterday because the weather was terrible.

3 Our was so funny. I loved her stories about the city.

4 That was fun, but my feet hurt now!

5 I read in the that this castle is 1,000 years old.

6 The was brilliant. We rode all around the city.



**Evaluating.**

**Giving homework.**

Зам директора школы \_\_\_\_\_ дата \_\_\_\_\_ 20\_\_\_\_ год

Дата: “\_\_” \_\_\_\_\_ 20\_\_\_\_ год. Классы: \_\_\_\_\_. Руководитель кружка: \_\_\_\_\_

**Lesson:** Geographical features

**Aims of the activity:**

**Educational aim:** to learn basic greetings  
to learn how to ask and answer questions

**Educative aim:** to bring up them to be friendly

**Developing aim:** to enable pupils to ask and answer questions

**The demand of the state educational standard:** get the level A1

**Type of the activity:** visual

**Method:** interactive teaching method

**Equipment:** Textbook, the DVD of the book, puppets, computer, overhead projector

**Form:** listening, speaking

**I. Introduction:**

to make pupils feel themselves comfortable and interested at the lesson.

**Length and place in the activity:** short, at the beginning.

-Good morning, pupils!

-I'm glad to see you.

**II. Reflection and assessment.**

**Length and place in the lesson:** 10 min., at the beginning.

**Activity 1 Listen and sing**

**Objective:** to sing the song “Good morning”

*Pupils listen the song “Good morning” and repeat together with teacher*

Good morning to you, good morning to you.

Good morning, good morning,

Good morning to you.

**III. Procedure of a new activity.**

**Length and place in the activity:** 10 min., after presentation.

**3. Match the headings to the texts.**

*Buildings Clothes Food Music Sports*

**4 Read the texts again and answer the questions.**

1 What does a bagpipe player fill the bag with?

2 When are the Highland Games in Scotland?

3 When do men wear kilts in Scotland?

4 What ingredient is in shortbread and fudge?

5 Where is Queen's Cross Church?

6 Which buildings are by Charles Rennie Mackintosh?

**5 Match the highlighted words in the article to the meanings.**

1 repeated lines or colours

2 this person draws buildings

3 a social activity with lots of people

4 a type of instrument, like the bagpipes, flute or clarinet

5 trying to win something or get points for something

**6 Listen to Emma talking to her friend about the summer holidays. What does she decide to do with her family?**

a visit a castle b watch the Highland Games

**Evaluating.**

**Giving homework.**



Зам директора школы \_\_\_\_\_ дата \_\_\_\_\_ 20\_\_ год

Дата: “\_\_” \_\_\_\_\_ 20\_\_\_\_ год. Классы: \_\_\_\_\_. Руководитель кружка: \_\_\_\_\_

**Lesson:** The Yeti

**Aims of the activity:**

**Educational aim:** to learn basic greetings  
to learn how to ask and answer questions

**Educative aim:** to bring up them to be friendly

**Developing aim:** to enable pupils to ask and answer questions

**The demand of the state educational standard:** get the level A1

**Type of the activity:** visual

**Method:** interactive teaching method

**Equipment:** Textbook, the DVD of the book, puppets, computer, overhead projector

**Form:** listening, speaking

**I. Introduction:**

to make pupils feel themselves comfortable and interested at the lesson.

**Length and place in the activity:** short, at the beginning.

-Good morning, pupils!

-I'm glad to see you.

**II. Reflection and assessment.**

**Length and place in the lesson:** 10 min., at the beginning.

**Activity 1 Listen and sing**

**Objective:** to sing the song “Good morning”

*Pupils listen the song “Good morning” and repeat together with teacher*

Good morning to you, good morning to you.

Good morning, good morning,

Good morning to you.

**III. Procedure of a new activity.**

**Length and place in the activity:** 10 min., after presentation.



1. Match photos A–H to the words in the box. Use each word once only.

cliff field island lake mountain

river snow water

Listen and check. Then repeat.

2 Look at the photos and complete the sentences with wide,high,long anddeep



**Evaluating.**

**Giving homework.**

Зам директора школы \_\_\_\_\_ дата \_\_\_\_\_ 20\_\_\_\_ год



Дата: “\_\_” \_\_\_\_\_ 20\_\_ год. Классы: \_\_\_\_\_. Руководитель кружка: \_\_\_\_\_

**Lesson:** Review

**Aims of the activity:**

**Educational aim:** to learn basic greetings  
to learn how to ask and answer questions

**Educative aim:** to bring up them to be friendly

**Developing aim:** to enable pupils to ask and answer questions

**The demand of the state educational standard:** get the level A1

**Type of the activity:** visual

**Method:** interactive teaching method

**Equipment:** Textbook, the DVD of the book, puppets, computer, overhead projector

**Form:** listening, speaking

**I. Introduction:**

to make pupils feel themselves comfortable and interested at the lesson.

**Length and place in the activity:** short, at the beginning.

-Good morning, pupils!

-I'm glad to see you.

**II. Reflection and assessment.**

**Length and place in the lesson:** 10 min., at the beginning.

**Activity 1 Listen and sing**

**Objective:** to sing the song “Good morning”

*Pupils listen the song “Good morning” and repeat together with teacher*

Good morning to you, good morning to you.

Good morning, good morning,

Good morning to you.



**III. Procedure of a new activity.**

**Length and place in the activity:** 10 min., after presentation.

**1 Complete the table with the adjectives**

Nouns	Adjectives
cloud	cloudy
fog	
ice	
rain	
snow	
sun	
wind	

**2 Now match the adjectives to the symbols.**



**Evaluating.**

**Giving homework.**

Зам директора школы \_\_\_\_\_ дата \_\_\_\_\_ 20\_\_ год

Дата: “\_\_” \_\_\_\_\_ 20\_\_\_\_ год. Классы: \_\_\_\_\_. Руководитель кружка: \_\_\_\_\_

**Lesson: Exam 5**

**Aims of the activity:**

**Educational aim:** to learn basic greetings  
to learn how to ask and answer questions

**Educative aim:** to bring up them to be friendly

**Developing aim:** to enable pupils to ask and answer questions

**The demand of the state educational standard:** get the level A1

**Type of the activity:** visual

**Method:** interactive teaching method

**Equipment:** Textbook, the DVD of the book, puppets, computer, overhead projector

**Form:** listening, speaking

**I. Introduction:**

to make pupils feel themselves comfortable and interested at the lesson.

**Length and place in the activity:** short, at the beginning.

-Good morning, pupils!

-I'm glad to see you.

**II. Reflection and assessment.**

**Length and place in the lesson:** 10 min., at the beginning.

**Activity 1 Listen and sing**

**Objective: to sing the song “Good morning”**

*Pupils listen the song “Good morning” and repeat together with teacher*

Good morning to you, good morning to you.

Good morning, good morning,

Good morning to you.

**III. Procedure of a new activity.**

**Length and place in the activity:** 10 min., after presentation.

**1 Peter was on holiday with a friend in Scotland last summer. They were looking for the Loch Ness monster. Listen and answer the question. What was the weather like?**

**2 Listen again and answer the questions.**

**1 What day of the week was it?**

**2 What did Peter do after he woke up?**

**3 What could Peter see on the other side of the loch?**

**4 What did Peter think he could see in the water?**

**5 Why did Peter wait before he took the photo?**

**6 What did his friend see in the water?**

**What other stories about strange animals do you know? Do you know the names of any mythological animals?**

*Use the questions to help you with your ideas.*

*Where does the animal live?*

*In which country?*

*In the forest / water / mountains?*

*What does it look like?*

*Is it big / small?*

*Does it fly?*

*Is it friendly / shy?*

*What is it called?*

*Are there any pictures or photos of it?*

*Is it real or just a story?*

**In pairs, tell your partner about your strange animal.**

**Evaluating.**

**Giving homework.**

Зам директора школы \_\_\_\_\_ дата \_\_\_\_\_ 20\_\_ год



Дата: “\_\_” \_\_\_\_\_ 20\_\_\_\_ год. Классы: \_\_\_\_\_. Руководитель кружка: \_\_\_\_\_

**Lesson:** Animals of the world

**Aims of the activity:**

**Educational aim:** to learn basic greetings

to learn how to ask and answer questions

**Educative aim:** to bring up them to be friendly

**Developing aim:** to enable pupils to ask and answer questions

**The demand of the state educational standard:** get the level A1

**Type of the activity:** visual

**Method:** interactive teaching method

**Equipment:** Textbook, the DVD of the book, puppets, computer, overhead projector

**Form:** listening, speaking

**I. Introduction:**

to make pupils feel themselves comfortable and interested at the lesson.

**Length and place in the activity:** short, at the beginning.

-Good morning, pupils!

-I'm glad to see you.

**II. Reflection and assessment.**

**Length and place in the lesson:** 10 min., at the beginning.

**Activity 1 Listen and sing**

**Objective:** to sing the song “Good morning”

*Pupils listen the song “Good morning” and repeat together with teacher*

Good morning to you, good morning to you.

Good morning, good morning,

Good morning to you.

**III. Procedure of a new activity.**

**Length and place in the activity:** 10 min., after presentation.



dolphin elephant giraffe monkey parrot penguin polar bear snake tiger whale

**2 Answer the questions about the animals in Exercise 1.**

1 Where do the animals come from?

2 Where do they live (sea, mountains, forest)?

3 Which are dangerous?

4 Look at each photo carefully. Are the animals in a zoo or are they wild?

5 How many other animals can you name in English?

**TALKING POINTS**

*What are your five favourite animals?*

*Why do you like them?*

*How often do you go to zoos?*

*Do you like them?*

**Evaluating.**

**Giving homework.**

Зам директора школы \_\_\_\_\_ дата \_\_\_\_\_ 20\_\_\_\_ год

Дата: “\_\_” \_\_\_\_\_ 20\_\_\_\_ год. Классы: \_\_\_\_\_. Руководитель кружка: \_\_\_\_\_

**Lesson:** Yellowstone

**Aims of the activity:**

**Educational aim:** to learn basic greetings  
to learn how to ask and answer questions

**Educative aim:** to bring up them to be friendly

**Developing aim:** to enable pupils to ask and answer questions

**The demand of the state educational standard:** get the level A1

**Type of the activity:** visual

**Method:** interactive teaching method

**Equipment:** Textbook, the DVD of the book, puppets, computer, overhead projector

**Form:** listening, speaking

**I. Introduction:**

to make pupils feel themselves comfortable and interested at the lesson.

**Length and place in the activity:** short, at the beginning.

-Good morning, pupils!

-I'm glad to see you.

**II. Reflection and assessment.**

**Length and place in the lesson:** 10 min., at the beginning.

**Activity 1 Listen and sing**

**Objective:** to sing the song “Good morning”

*Pupils listen the song “Good morning” and repeat together with teacher*

Good morning to you, good morning to you.

Good morning, good morning,

Good morning to you.

**III. Procedure of a new activity.**

**Length and place in the activity:** 10 min., after presentation.



**1 You will hear Gina talking to her uncle about some photos of animals. Where did he take each photo? For each question, choose the correct answer.**

Photographs

Countries

0 lion D

A Argentina

1 monkey

B England

2 snake

C India

3 penguin

D Kenya

4 dolphin

E Mexico

5 elephant

F New Zealand

G Scotland

H South Africa

**3 Work in pairs. Look at the photos of the two animals below. Use the prompts 1–9 to write questions about these animals.**

1 What kind of animal / it?

6 How many / left in the wild?

2 Where / from?

7 What / babies / called?

3 Where / live?

8 How many babies / female have?

4 What / eat?

9 How long / baby stay with / mother?

5 How much / weigh?

**Evaluating.**

**Giving homework.**

Зам директора школы \_\_\_\_\_ дата \_\_\_\_\_ 20\_\_\_\_ год

Дата: “\_\_” \_\_\_\_\_ 20 \_\_\_\_\_ год. Классы: \_\_\_\_\_. Руководитель кружка: \_\_\_\_\_

**Lesson:** Holidays

**Aims of the activity:**

**Educational aim:** to learn basic greetings  
to learn how to ask and answer questions

**Educative aim:** to bring up them to be friendly

**Developing aim:** to enable pupils to ask and answer questions

**The demand of the state educational standard:** get the level A1

**Type of the activity:** visual

**Method:** interactive teaching method

**Equipment:** Textbook, the DVD of the book, puppets, computer, overhead projector

**Form:** listening, speaking

### **I. Introduction:**

to make pupils feel themselves comfortable and interested at the lesson.

**Length and place in the activity:** short, at the beginning.

-Good morning, pupils!

-I'm glad to see you.

### **II. Reflection and assessment.**

**Length and place in the lesson:** 10 min., at the beginning.

#### **Activity 1 Listen and sing**

**Objective:** to sing the song “Good morning”

*Pupils listen the song “Good morning” and repeat together with teacher*

Good morning to you, good morning to you.

Good morning, good morning,

Good morning to you.

### **III. Procedure of a new activity.**

**Length and place in the activity:** 10 min., after presentation.



*Most of us can't wait to go on holiday without our parents. We can choose where to go, what to do and who to go with. But are first holidays with friends always great? Read about Sophie, Fred and Chris. Where did they go? Did they have a good time? Last summer, after we finished our exams, I invited my friend Paula to go on holiday to Greece with me. We got a flight to Athens and then we went by ship to the island of Milos. We were really tired when we got there, but we both wanted a swim, so we went to the beach. You can guess! We lay down and closed our eyes and when we woke up TWO hours later, we were really hot and thirsty – and red! Never again! Sophie, 16 My first holiday was a weekend in London. Jim, Simon and I travelled by tram from my house to the bus station. When we arrived there, I put my hand in my pocket but my wallet wasn't there! Where was it? I think I lost it on the tram. Jim and Simon each lent me money for the coach. We stayed at Jim's aunt's house in London and we had a fantastic weekend. Fred, 13 My first holiday was with my friend Tom at a campsite in a forest near our town. We didn't want my parents to drive us there, so we went by bus and then on foot. It was a long walk to the forest and it was raining! I put the tent up quickly because I knew how to do it, but all our things were wet. Then the sun came out the next day. We dried everything and had a great time!*

### **Evaluating.**

#### **Giving homework.**

Зам директора школы \_\_\_\_\_ дата \_\_\_\_\_ 20 \_\_\_\_\_ год

Дата: “\_\_” \_\_\_\_\_ 20\_\_\_\_ год. Классы: \_\_\_\_\_. Руководитель кружка: \_\_\_\_\_

**Lesson:** Ways of traveling

**Aims of the activity:**

**Educational aim:** to learn basic greetings  
to learn how to ask and answer questions

**Educative aim:** to bring up them to be friendly

**Developing aim:** to enable pupils to ask and answer questions

**The demand of the state educational standard:** get the level A1

**Type of the activity:** visual

**Method:** interactive teaching method

**Equipment:** Textbook, the DVD of the book, puppets, computer, overhead projector

**Form:** listening, speaking

**I. Introduction:**

to make pupils feel themselves comfortable and interested at the lesson.

**Length and place in the activity:** short, at the beginning.

-Good morning, pupils!

-I'm glad to see you.

**II. Reflection and assessment.**

**Length and place in the lesson:** 10 min., at the beginning.

**Activity 1 Listen and sing**

**Objective:** to sing the song “Good morning”

*Pupils listen the song “Good morning” and repeat together with teacher*

Good morning to you, good morning to you.

Good morning, good morning,

Good morning to you.

**III. Procedure of a new activity.**

**Length and place in the activity:** 10 min., after presentation.

**1 Match the words in the box to photos A–K.**

*by bike by boat by coach on foot by helicopter by motorbike by plane*

*by scooter by ship by tram by underground*

**Listen and check. Then repeat.**

**2 Decide whether each type of transport from**

**Exercise 1 moves in the air, on land or in the water.**

**3 Read the article quickly and find out where Sophie, Fred and Chris went on holiday. How did each of them get there?**

**4 Read the article again and answer the questions.**

1 What does the article mean by ‘first holidays’?


2 What did Sophie and Paula do when they arrived on the island?

3 What happened while they were sleeping?

4 What did Fred lose?

5 How did he pay for the coach?

6 What was the weather like when Chris and Tom were putting up the tent?

 **PRONUNCIATION** | Silent letters

**5** In pairs, read the words aloud. Which are the silent letters?

climb	flight	guess	half
island	knew	two	where

**Evaluating.**

**Giving homework.**

Зам директора школы \_\_\_\_\_ дата \_\_\_\_\_ 20\_\_\_\_ год



Дата: “\_\_” \_\_\_\_\_ 20\_\_\_\_ год. Классы: \_\_\_\_\_. Руководитель кружка: \_\_\_\_\_

**Lesson:** A new home

**Aims of the activity:**

**Educational aim:** to learn basic greetings

to learn how to ask and answer questions

**Educative aim:** to bring up them to be friendly

**Developing aim:** to enable pupils to ask and answer questions

**The demand of the state educational standard:** get the level A1

**Type of the activity:** visual

**Method:** interactive teaching method

**Equipment:** Textbook, the DVD of the book, puppets, computer, overhead projector

**Form:** listening, speaking

### **I. Introduction:**

to make pupils feel themselves comfortable and interested at the lesson.

**Length and place in the activity:** short, at the beginning.

-Good morning, pupils!

-I'm glad to see you.

### **II. Reflection and assessment.**

**Length and place in the lesson:** 10 min., at the beginning.

#### **Activity 1 Listen and sing**

**Objective:** to sing the song “Good morning”

*Pupils listen the song “Good morning” and repeat together with teacher*

Good morning to you, good morning to you.

Good morning, good morning,

Good morning to you.

### **III. Procedure of a new activity.**

**Length and place in the activity:** 10 min., after presentation.



Paula and Gary lived in a modern house. It had a living room and a kitchen on the ground floor and on the first floor two bedrooms, one with a balcony and a bathroom. Next to the house they had a garage for their car, and they even had a small garden with a little gate painted green. It sounds perfect! But Paula and Gary weren't happy. They both wanted to live somewhere more interesting, so they started to look for a new home. They were looking at homes on the internet one day, when Tim, Gary's dad, had an idea. Tim had his own lorry business and he was selling one of his lorries. Why didn't Paula and Gary buy it and make it into their new home? Gary and Paula thought this was a brilliant idea and bought it that same day. It was a busy year: Gary was building everything for their new home, while Paula was working. He built cupboards around the cooker and the sink and he even built the shower. They bought a small sofa because there wasn't enough space for a big one. Finally, six months ago, Gary finished the work on the lorry and they moved in. Gary and Paula love their new home! Paula thinks the best thing is the entrance made of wood and glass and Gary loves the high ceiling because he's tall.

*There's no place like home!*

#### **4 Read the text again. Answer the questions.**

1 How many floors did Paula and Gary's old house have? What was on each floor?

2 Why did Gary and Paula want to leave their old home?

3 What did Gary and Paula buy from Tim?

4 Who built the things for the new home?

5 When did Gary and Paula move into their new home?

6 What do Paula and Gary like most about their new home?

#### **Evaluating.**

#### **Giving homework.**

Зам директора школы \_\_\_\_\_ дата \_\_\_\_\_ 20\_\_ год

Дата: “\_\_” \_\_\_\_\_ 20\_\_\_\_ год. Классы: \_\_\_\_\_. Руководитель кружка: \_\_\_\_\_

**Lesson:** Talking about the past

**Aims of the activity:**

**Educational aim:** to learn basic greetings  
to learn how to ask and answer questions

**Educative aim:** to bring up them to be friendly

**Developing aim:** to enable pupils to ask and answer questions

**The demand of the state educational standard:** get the level A1

**Type of the activity:** visual

**Method:** interactive teaching method

**Equipment:** Textbook, the DVD of the book, puppets, computer, overhead projector

**Form:** listening, speaking

**I. Introduction:**

to make pupils feel themselves comfortable and interested at the lesson.

**Length and place in the activity:** short, at the beginning.

-Good morning, pupils!

-I'm glad to see you.

**II. Reflection and assessment.**

**Length and place in the lesson:** 10 min., at the beginning.

**Activity 1 Listen and sing**

**Objective:** to sing the song “Good morning”

*Pupils listen the song “Good morning” and repeat together with teacher*

Good morning to you, good morning to you.

Good morning, good morning,

Good morning to you.

**III. Procedure of a new activity.**

**Length and place in the activity:** 10 min., after presentation.

**1 Look at the example sentences from the text.**

**Find and underline all the verbs in the sentences. Which verbs are past simple and which verbs are past continuous?**

a Gary was building everything for their new home, while Paula was working.

b They were looking at homes on the internet one day, when Tim, Gary's dad, had an idea.

c Finally, Gary finished the work on the lorry and they moved in.

**2 Match i–iii to sentences a–c in Exercise 1.**

i One action follows the other.

ii The actions are happening at the same time.

iii One action interrupts the other.

**3 Choose the correct words to complete the sentence.**

To form the past continuous, we use the present /past simple of the verb be and the present /past participle

**4 Complete the sentences using the past simple or the past continuous. Sometimes more than one answer is possible.**

1 While my brother was painting his bedroom, my sister (help) our mum in the garden.

2 We (live) in an apartment for a year and then we moved to a house.

3 My dad (cook) dinner in the kitchen when I arrived home from school.

4 I did my homework and we (eat) dinner in the kitchen.

5 When Mum phoned me, I (leave) my classroom with my friends.

6 While my parents (watch) TV, I was playing computer games with my friends.

**Evaluating.**

**Giving homework.**

Зам директора школы \_\_\_\_\_ дата \_\_\_\_\_ 20\_\_ год

Дата: “\_\_” \_\_\_\_\_ 20\_\_\_\_ год. Классы: \_\_\_\_\_. Руководитель кружка: \_\_\_\_\_

**Lesson:** Accepting other people’s opinions

**Aims of the activity:**

**Educational aim:** to learn basic greetings  
to learn how to ask and answer questions

**Educative aim:** to bring up them to be friendly

**Developing aim:** to enable pupils to ask and answer questions

**The demand of the state educational standard:** get the level A1

**Type of the activity:** visual

**Method:** interactive teaching method

**Equipment:** Textbook, the DVD of the book, puppets, computer, overhead projector

**Form:** listening, speaking

**I. Introduction:**

to make pupils feel themselves comfortable and interested at the lesson.

**Length and place in the activity:** short, at the beginning.

-Good morning, pupils!

-I’m glad to see you.

**II. Reflection and assessment.**

**Length and place in the lesson:** 10 min., at the beginning.

**Activity 1 Listen and sing**

**Objective:** to sing the song “Good morning”

*Pupils listen the song “Good morning” and repeat together with teacher*

Good morning to you, good morning to you.

Good morning, good morning,

Good morning to you.

**III. Procedure of a new activity.**

**Length and place in the activity:** 10 min., after presentation.

**1 Make sentences that are true for you.**

I	always	agree with my parents.
	often	agree with my best friends.
	sometimes	agree with my teachers.
	never	change my opinion. like new ideas.

*In pairs, compare your sentences. Did you have the same ideas?*

**2 Explain why each sentence is true for you**

I sometimes agree with my parents because they know more than me, but other times they are too strict.

**3 Look at the words in the box. In pairs, discuss the questions.**

*films food holidayshomework music sports*

1 Do you talk to your friends or family about these topics?

2 Do you always have the same opinions?

**1 When you listen to someone, do you ...**

a look at him/her and smile?

b say, ‘That’s interesting’ or ‘That’s a good idea’?

c interrupt and give your own opinion as soon as possible?

**2 When someone has an idea, do you ...**

a always agree with him/her and think his/her ideas are good?

b ask questions about the idea to get more information?

c always disagree with him/her and often think he/she is wrong?



**Evaluating.**

**Giving homework.**

Зам директора школы \_\_\_\_\_ дата \_\_\_\_\_ 20\_\_ год

Дата: “\_\_” \_\_\_\_\_ 20\_\_\_\_ год. Классы: \_\_\_\_\_. Руководитель кружка: \_\_\_\_\_

**Lesson:** Review

**Aims of the activity:**

**Educational aim:** to learn basic greetings  
to learn how to ask and answer questions

**Educative aim:** to bring up them to be friendly

**Developing aim:** to enable pupils to ask and answer questions

**The demand of the state educational standard:** get the level A1

**Type of the activity:** visual

**Method:** interactive teaching method

**Equipment:** Textbook, the DVD of the book, puppets, computer, overhead projector

**Form:** listening, speaking

**I. Introduction:**

to make pupils feel themselves comfortable and interested at the lesson.

**Length and place in the activity:** short, at the beginning.

-Good morning, pupils!

-I'm glad to see you.

**II. Reflection and assessment.**

**Length and place in the lesson:** 10 min., at the beginning.

**Activity 1 Listen and sing**

**Objective:** to sing the song “Good morning”

*Pupils listen the song “Good morning” and repeat together with teacher*

Good morning to you, good morning to you.

Good morning, good morning,

Good morning to you.

**III. Procedure of a new activity.**

**Length and place in the activity:** 10 min., after presentation.

**5 Match the questions 1–5 in Exercise 4 to the advice a–e.**

*a It's important to have your own opinions. Don't always agree immediately.*

*b Sometimes you can change your opinion because you listen and decide another idea is better.*

*c You should be polite to other people and listen carefully when they are speaking.*

*d It's best to talk to other people when there is a problem and think of ideas that make everyone happy.*

*e It is important to listen to other people's opinions and decide if the ideas are good or bad. Don't get angry or stop listening. Maybe they are really good ideas!*

**6 Match the highlighted words in the quiz to the definitions.**

1 not pay attention to

2 have the same opinion as

3 speak when another person is speaking

4 be polite to

5 give and receive

**7 Listen to David and Jenny discussing what to do for their friend Martha's birthday. Do they agree in the end?**



**Evaluating.**

**Giving homework.**

Зам директора школы \_\_\_\_\_ дата \_\_\_\_\_ 20\_\_\_\_ год



Дата: “\_\_” \_\_\_\_\_ 20\_\_\_\_ год. Классы: \_\_\_\_\_. Руководитель кружка: \_\_\_\_\_

**Lesson:** School subjects

**Aims of the activity:**

**Educational aim:** to learn basic greetings  
to learn how to ask and answer questions

**Educative aim:** to bring up them to be friendly

**Developing aim:** to enable pupils to ask and answer questions

**The demand of the state educational standard:** get the level A1

**Type of the activity:** visual

**Method:** interactive teaching method

**Equipment:** Textbook, the DVD of the book, puppets, computer, overhead projector

**Form:** listening, speaking

**I. Introduction:**

to make pupils feel themselves comfortable and interested at the lesson.

**Length and place in the activity:** short, at the beginning.

-Good morning, pupils!

-I'm glad to see you.

**II. Reflection and assessment.**

**Length and place in the lesson:** 10 min., at the beginning.

**Activity 1 Listen and sing**

**Objective:** to sing the song “Good morning”

*Pupils listen the song “Good morning” and repeat together with teacher*

Good morning to you, good morning to you.

Good morning, good morning,

Good morning to you.

**III. Procedure of a new activity.**

**Length and place in the activity:** 10 min., after presentation.



*In international tests of maths, science and reading, students in Finland do well. This is good news! But when you look more carefully at the schools, it's not easy to explain. Finnish students don't start school until they are seven years old. The school day is short, about five hours, and there are only three or four classes a day. Students don't have much homework and there are no exams. So, why don't they do badly in tests? Perhaps something else can explain it. There is another unusual feature of schools in Finland. For most of us, the school timetable is a list of subjects, for example ICT, history, foreign languages, geography, with one lesson following another. But some experts believe our brains work in a different way. They say our brains don't divide our learning into subjects. Our brains learn better when they get new information in context. This is why some Finnish schools don't teach subjects separately. Instead, they give students a project, such as 'the weather', and then bring school subjects into the project. So how do some experts believe we learn most easily? Here's an example of a project with a class of 12-year-olds. Students watch a video re-enactment of the end of the city of Pompeii. Then on their laptops they compare ancient Italy under the Romans with modern Finland. Groups look at different parts of the topic and then share their ideas. They also use 3D printers to make a tiny Roman building. Later, they use the pieces of the building for a game. This project includes history, ICT, and design and technology.*

**Evaluating.**

**Giving homework.**

Зам директора школы \_\_\_\_\_ дата \_\_\_\_\_ 20\_\_ год

Дата: “\_\_” \_\_\_\_\_ 20\_\_\_\_ год. Классы: \_\_\_\_\_. Руководитель кружка: \_\_\_\_\_

**Lesson:** World schooling

**Aims of the activity:**

**Educational aim:** to learn basic greetings  
to learn how to ask and answer questions

**Educative aim:** to bring up them to be friendly

**Developing aim:** to enable pupils to ask and answer questions

**The demand of the state educational standard:** get the level A1

**Type of the activity:** visual

**Method:** interactive teaching method

**Equipment:** Textbook, the DVD of the book, puppets, computer, overhead projector

**Form:** listening, speaking

**I. Introduction:**

to make pupils feel themselves comfortable and interested at the lesson.

**Length and place in the activity:** short, at the beginning.

-Good morning, pupils!

-I'm glad to see you.

**II. Reflection and assessment.**

**Length and place in the lesson:** 10 min., at the beginning.

**Activity 1 Listen and sing**

**Objective:** to sing the song “Good morning”

*Pupils listen the song “Good morning” and repeat together with teacher*

Good morning to you, good morning to you.

Good morning, good morning,

Good morning to you.

**III. Procedure of a new activity.**

**Length and place in the activity:** 10 min., after presentation.

**1 Look at the adverbs in the sentences. Decide which ones are simple adverbs, comparative adverbs or superlative adverbs.**

1 *In international tests of maths, science and reading, students in Finland do well.*

2 *When you look more carefully at the schools, it's not easy to explain.*

3 *So, why don't they do badly in tests?*

4 *Do students learn better when the school day is shorter?*

5 *When there is no exam, do students study hard?*

6 *Do students learn more efficiently when they study subjects or when they study a topic?*

7 *So, how do some experts believe we learn the most easily?*

**2 Look at the comparative and superlative adverbs and in Exercise 1 again and answer the question. Which word do we often use before superlative adverbs?**

**3 Complete the table.**

Adjective	Simple adverb	Comparative adverb	Superlative adverb
<i>bad</i>	1 _____	<i>worse</i>	<i>the worst</i>
2 _____	3 _____	4 _____	<i>the best</i>
5 _____	6 _____	7 _____	<i>the most carefully</i>
8 _____	<i>efficiently</i>	9 _____	10 _____
<i>easy</i>	11 _____	12 _____	13 _____
14 _____	15 _____	<i>harder</i>	16 _____

**Evaluating.**

**Giving homework.**

Зам директора школы \_\_\_\_\_ дата \_\_\_\_\_ 20\_\_\_\_ год

Дата: “\_” \_\_\_\_\_ 20\_\_\_\_ год. Классы: \_\_\_\_\_. Руководитель кружка: \_\_\_\_\_

**Lesson:** Materials

**Aims of the activity:**

**Educational aim:** to learn basic greetings  
to learn how to ask and answer questions

**Educative aim:** to bring up them to be friendly

**Developing aim:** to enable pupils to ask and answer questions

**The demand of the state educational standard:** get the level A1

**Type of the activity:** visual

**Method:** interactive teaching method

**Equipment:** Textbook, the DVD of the book, puppets, computer, overhead projector

**Form:** listening, speaking

**I. Introduction:**

to make pupils feel themselves comfortable and interested at the lesson.

**Length and place in the activity:** short, at the beginning.

-Good morning, pupils!

-I'm glad to see you.

**II. Reflection and assessment.**

**Length and place in the lesson:** 10 min., at the beginning.

**Activity 1 Listen and sing**

**Objective:** to sing the song “Good morning”

*Pupils listen the song “Good morning” and repeat together with teacher*

Good morning to you, good morning to you.

Good morning, good morning,

Good morning to you.

**III. Procedure of a new activity.**

**Length and place in the activity:** 10 min., after presentation.



**1 Look at the photos below. Match the materials in the box to the photos A–J.**

cotton glass gold leather metal paper plastic silver wood wool

**Listen and check. Then repeat.**

**2 What are the things in the photos made of?**

**Talk about the photos with your partner.**

*The headphones are made of plastic.*

**3 Look at the examples. Which word is a noun and which is an adjective?**

*The box is made of wood. It's a wooden box.*

**4 Work with your partner. Use the materials as adjectives to describe and find the things in the photo.**

They're cotton T-shirts.

Photo B

**Evaluating.**

**Giving homework.**

Зам директора школы \_\_\_\_\_ дата \_\_\_\_\_ 20\_\_ год

Дата: “\_\_” \_\_\_\_\_ 20\_\_\_\_ год. Классы: \_\_\_\_\_. Руководитель кружка: \_\_\_\_\_

**Lesson:** Memories

**Aims of the activity:**

**Educational aim:** to learn basic greetings  
to learn how to ask and answer questions

**Educative aim:** to bring up them to be friendly

**Developing aim:** to enable pupils to ask and answer questions

**The demand of the state educational standard:** get the level A1

**Type of the activity:** visual

**Method:** interactive teaching method

**Equipment:** Textbook, the DVD of the book, puppets, computer, overhead projector

**Form:** listening, speaking

**I. Introduction:**

to make pupils feel themselves comfortable and interested at the lesson.

**Length and place in the activity:** short, at the beginning.

-Good morning, pupils!

-I'm glad to see you.

**II. Reflection and assessment.**

**Length and place in the lesson:** 10 min., at the beginning.

**Activity 1 Listen and sing**

**Objective:** to sing the song “Good morning”

*Pupils listen the song “Good morning” and repeat together with teacher*

Good morning to you, good morning to you.

Good morning, good morning,

Good morning to you.

**III. Procedure of a new activity.**

**Length and place in the activity:** 10 min., after presentation.

**1 Look at the pictures. Match sentences 1 and 2 to pictures A and B.**

1 It's my brother's dog.

2 It's my brothers' dog.



**2 Look at sentences 1 and 2 in Exercise 1. Which sentence has 's' and which sentence has 's'? Why?**

**3 Complete the sentences. Use the word in brackets in the singular or plural and 's' or 's'.**

1 That's my (sister) car. My dad bought them one to share last year.

2 I don't have a computer, but I use my (brother) when I need to. I lend him my camera when he needs it because he hasn't got a good one.

3 My little sister loves going to the (child) disco. It's specially for little kids and there are games and activities.

4 Don't put any cake on those plates! I use them for the (dog) food. They don't like the bowls from the pet shop.

**4 Look at the words in purple in the two examples from the listening. Underline the determiners and circle the pronouns.**

1 They're not mine. They're my sister's.

2 Oh and what are theirs? Your dad's for example.

**5 Now complete the table**

Determiners	Pronouns
my	mine
your	
his	
her	
our	
their	

**Evaluating.**

**Giving homework.**

Зам директора школы \_\_\_\_\_ дата \_\_\_\_\_ 20\_\_\_\_ год



Дата: “\_\_” \_\_\_\_\_ 20\_\_\_\_ год. Классы: \_\_\_\_\_. Руководитель кружка: \_\_\_\_\_

**Lesson:** Review

**Aims of the activity:**

**Educational aim:** to learn basic greetings  
to learn how to ask and answer questions

**Educative aim:** to bring up them to be friendly

**Developing aim:** to enable pupils to ask and answer questions

**The demand of the state educational standard:** get the level A1

**Type of the activity:** visual

**Method:** interactive teaching method

**Equipment:** Textbook, the DVD of the book, puppets, computer, overhead projector

**Form:** listening, speaking

**I. Introduction:**

to make pupils feel themselves comfortable and interested at the lesson.

**Length and place in the activity:** short, at the beginning.

-Good morning, pupils!

-I'm glad to see you.

**II. Reflection and assessment.**

**Length and place in the lesson:** 10 min., at the beginning.

**Activity 1 Listen and sing**

**Objective:** to sing the song “Good morning”

*Pupils listen the song “Good morning” and repeat together with teacher*

Good morning to you, good morning to you.

Good morning, good morning,

Good morning to you.

**III. Procedure of a new activity.**

**Length and place in the activity:** 10 min., after presentation.

**3 Read the web page again and complete the table.**

**Types of public secondary schools in the UK**

*1 schools – These schools take children of all abilities.*

*2 schools – Children need to pass an exam to get in these schools.*

*3 schools or academies – These are secondary schools in Scotland*

Secondary school	England and Wales	Northern Ireland	Scotland
National exams at age 16	GCSEs	<sup>4</sup> _____	National 5 exams
National exams at age 17	AS levels	AS levels	<sup>5</sup> _____
National exams at age 18	<sup>6</sup> _____	A levels	Advanced Highers
School year starts	September	<sup>7</sup> _____	August
School year finishes	<sup>8</sup> _____	June	June

**4 Read the information on the Woodedge Secondary School website. Is this school similar to your school?**

**Answer the questions.**



**Evaluating.**

**Giving homework.**

Зам директора школы \_\_\_\_\_ дата \_\_\_\_\_ 20\_\_\_\_ год

Дата: “\_\_” \_\_\_\_\_ 20\_\_\_\_ год. Классы: \_\_\_\_\_. Руководитель кружка: \_\_\_\_\_

**Lesson:** Exam 4

**Aims of the activity:**

**Educational aim:** to learn basic greetings  
to learn how to ask and answer questions

**Educative aim:** to bring up them to be friendly

**Developing aim:** to enable pupils to ask and answer questions

**The demand of the state educational standard:** get the level A1

**Type of the activity:** visual

**Method:** interactive teaching method

**Equipment:** Textbook, the DVD of the book, puppets, computer, overhead projector

**Form:** listening, speaking

**I. Introduction:**

to make pupils feel themselves comfortable and interested at the lesson.

**Length and place in the activity:** short, at the beginning.

-Good morning, pupils!

-I'm glad to see you.

**II. Reflection and assessment.**

**Length and place in the lesson:** 10 min., at the beginning.

**Activity 1 Listen and sing**

**Objective:** to sing the song “Good morning”

*Pupils listen the song “Good morning” and repeat together with teacher*

Good morning to you, good morning to you.

Good morning, good morning,

Good morning to you.

**III. Procedure of a new activity.**

**Length and place in the activity:** 10 min., after presentation.

1 *At what age do students leave Woodedge School?*

2 *Why do students need to bring money to school on 13th November?*

3 *Do students have to wear their school uniform on 13th November?*

4 *How many tickets can each student buy for the concert?*

5 *What must students wear for the football competition?*

6 *Where are Year 11 students going on 30th November?*

5 *Listen to Aleesha talking about Woodedge School.*

**Answer the questions.**

1 *How many pupils are there at Woodedge?*

2 *What is Aleesha's cultural background?*

3 *What time does school finish?*

4 *What do students learn about in PDT?*

5 *What kind of food can you get at lunchtime?*

6 *How does Aleesha pay for her lunch?*

7 *What after-school clubs is she doing this term?*

8 *What is she making for Charity Day?*

**6 Compare Woodedge School with your own.**

*Talk to your partner about these things.*

- *after-school clubs*
- *how long the day is*
- *mix of cultures*
- *number of students*
- *school concerts*
- *special days (like Charity Day)*
- *school lunches*
- *school trips*

**Evaluating.**

**Giving homework.**

Зам директора школы \_\_\_\_\_ дата \_\_\_\_\_ 20\_\_\_\_ год

Дата: “\_\_” \_\_\_\_\_ 20\_\_\_\_ год. Классы: \_\_\_\_\_. Руководитель кружка: \_\_\_\_\_

**Lesson:** Adventure weekend

**Aims of the activity:**

**Educational aim:** to learn basic greetings  
to learn how to ask and answer questions

**Educative aim:** to bring up them to be friendly

**Developing aim:** to enable pupils to ask and answer questions

**The demand of the state educational standard:** get the level A1

**Type of the activity:** visual

**Method:** interactive teaching method

**Equipment:** Textbook, the DVD of the book, puppets, computer, overhead projector

**Form:** listening, speaking

**I. Introduction:**

to make pupils feel themselves comfortable and interested at the lesson.

**Length and place in the activity:** short, at the beginning.

-Good morning, pupils!

-I'm glad to see you.

**II. Reflection and assessment.**

**Length and place in the lesson:** 10 min., at the beginning.

**Activity 1 Listen and sing**

**Objective:** to sing the song “Good morning”

*Pupils listen the song “Good morning” and repeat together with teacher*

Good morning to you, good morning to you.

Good morning, good morning,

Good morning to you.

**III. Procedure of a new activity.**

**Length and place in the activity:** 10 min., after presentation.



*Students are going to the Brecon Beacons in Wales for our adventure weekend in May this year. The Brecon Beacons are mountains and the weather there can be sunny one minute and raining or foggy and cold the next. Please make sure that your son or daughter brings the right clothes. See the kit list below. It's important students don't bring too many clothes because each group is going to carry everything they need for camping and cooking. There are lots of different walks in the mountains. We know that some students don't walk very much, so our walk over the two days is only 25 km long*

**1 Look at the photo on the leaflet and answer the questions.**

1 What kind of place are the students going to on their adventure weekend?

2 What activities do you think people can do here?

**2 Read the leaflet from the school quickly and check your answers to the two questions in**

**Exercise 1.**

**3 Read the leaflet again and answer the questions.**

1 What can the weather be like in the Brecon Beacons?

2 Where can parents find information on what students should bring?

3 Why should students not take too much in their bags?

4 What's the reason for the length of the walk?

5 How many nights are students spending in their tents?

6 How are they getting to Wales?

**Evaluating.**

**Giving homework.**

Зам директора школы \_\_\_\_\_ дата \_\_\_\_\_ 20\_\_\_\_ год

Дата: “\_” \_\_\_\_\_ 20\_\_\_\_\_ год. Классы: \_\_\_\_\_. Руководитель кружка: \_\_\_\_\_

**Lesson:** Adventure holidays

**Aims of the activity:**

**Educational aim:** to learn basic greetings

to learn how to ask and answer questions

**Educative aim:** to bring up them to be friendly

**Developing aim:** to enable pupils to ask and answer questions

**The demand of the state educational standard:** get the level A1

**Type of the activity:** visual

**Method:** interactive teaching method

**Equipment:** Textbook, the DVD of the book, puppets, computer, overhead projector

**Form:** listening, speaking

**I. Introduction:**

to make pupils feel themselves comfortable and interested at the lesson.

**Length and place in the activity:** short, at the beginning.

-Good morning, pupils!

-I'm glad to see you.

**II. Reflection and assessment.**

**Length and place in the lesson:** 10 min., at the beginning.

**Activity 1 Listen and sing**

**Objective:** to sing the song “Good morning”

*Pupils listen the song “Good morning” and repeat together with teacher*

Good morning to you, good morning to you.

Good morning, good morning,

Good morning to you.

**III. Procedure of a new activity.**

**Length and place in the activity:** 10 min., after presentation.

**1 Work in pairs. How do you say these dates?**

17th August

21st November

3rd February

*Write down four other dates. In pairs, say them for your partner to write down.*

**2 Read the information sheet about the adventure holiday. What kind of information are you going to listen for?**

**LISTENING**

**3 For each question, write the correct answer in the gap. Write one word or a number or a date or a time. You will hear a teacher telling students about an adventure holiday.**

**1 Laura is on an adventure holiday with her parents. Read the conversation and answer the questions.**

1 What are Laura and her dad going to do on Saturday morning and Saturday afternoon?

2 What's Laura's dad going to do on Sunday morning?

3 What's Laura going to do on Sunday morning?

*Dad: Let's go waterskiing on Saturday morning, Laura.*

*Laura: I'm not that interested in waterskiing, Dad. How about mountain biking?*

*Dad: I'd prefer to go kayaking or something like that.*

*Laura: Kayaking! That's a great idea!*

*Dad: What shall we do in the afternoon? Would you like to go horse riding?*

*Laura: I'd love to. Where is it?*

*Dad: It's near the beach. It's a shame about the waterskiing. I wanted to do that. Never mind.*

*Laura: Why don't you go on Sunday morning with Mum, and I can sleep late?*

*Dad: Good idea. So, on Saturday we're going kayaking in the morning and ...*

*Laura: ... we're going horse riding in the afternoon!*

**Evaluating.**

**Giving homework.**

Зам директора школы \_\_\_\_\_ дата \_\_\_\_\_ 20\_\_\_\_\_ год

