



ДОКУМЕНТЫ КРУЖКА

*РАБОТЫ С ОТСТАЮЩИМИ УЧЕНИКАМИ ПО
АНГЛИЙСКОМУ ЯЗЫКУ ДЛЯ 7 КЛАССА
ОБЩЕОБРАЗОВАТЕЛЬНОЙ ШКОЛЫ №____
ПРИ ОТДЕЛЕ НАРОДНОГО ОБРАЗОВАНИЯ*

УПРАВЛЕНИИ НАРОДНОГО ОБРАЗОВАНИЯ

20__-20__ УЧЕБНЫЙ ГОД

Информация о членах кружка

<i>n/n</i>	Имя фамилия	Год рождения	Класс	Адрес	Родители	Номер телефони	Прим.
<i>1.</i>							
<i>2.</i>							
<i>3.</i>							
<i>4.</i>							
<i>5.</i>							
<i>6.</i>							
<i>7.</i>							
<i>8.</i>							
<i>9.</i>							
<i>10.</i>							
<i>11.</i>							
<i>12.</i>							
<i>13.</i>							
<i>14.</i>							

<i>15.</i>							
<i>16.</i>							
<i>17.</i>							
<i>18.</i>							
<i>19.</i>							
<i>20.</i>							
<i>21.</i>							
<i>22.</i>							
<i>23.</i>							
<i>24.</i>							
<i>25.</i>							
<i>26.</i>							
<i>27.</i>							
<i>28.</i>							
<i>29.</i>							
<i>30.</i>							

«Утверждаю»
Директор школы:

« ____ » _____ 20__ г

«Согласован»
Зам директора школы:

« ____ » _____ 20__ г

ПЛАН

кружка « _____ » на 20__-20__ учебный год

п/п	Темы	часы	число	прим
1.	My morning routine	1		
2.	What are you doing today?	1		
3.	Tell us about your day	1		
4.	Feel great in the morning 1	1		
5.	Feel great in the morning 2	1		
6.	The paralympic games	1		
7.	Paralympic athletes	1		
8.	Project presentations	1		
9.	Musical instruments	1		
10.	I don't like practicing	1		
11.	The music business	1		
12.	Music lessons	1		
13.	Review	1		
14.	Exam	1		
15.	Feelings	1		
16.	It was amazing	1		
17.	Activity days	1		
18.	At a party	1		
19.	At a party 2	1		
20.	Review	1		
21.	Exam 5	1		
22.	Reaching agreement	1		
23.	An invitation	1		
24.	Project presentations	1		
25.	Review	1		
26.	Exam 6	1		
27.	Feedback	1		
28.	Women in history	1		
29.	Talking about the past	1		
30.	The great fire	1		
31.	Buildings in the sky	1		
32.	Review	1		
33.	Exam 7	1		
34.	Jobs	1		

Sana: “ ” _____ 20__-yil. Sinflar: _____. To‘garak rahbari: _____

Lesson: My morning routine

Aims of the activity:

Educational aim: to learn basic greetings
to learn how to ask and answer questions

Educative aim: to bring up them to be friendly

Developing aim: to enable pupils to ask and answer questions

The demand of the state educational standard: get the level A1

Type of the activity: visual

Method: interactive teaching method

Equipment: Textbook, the DVD of the book, puppets, computer, overhead projector

Form: listening, speaking

I. Introduction:

to make pupils feel themselves comfortable and interested at the lesson.

Length and place in the activity: short, at the beginning.

-Good morning, pupils!

-I'm glad to see you.

II. Reflection and assessment.

Length and place in the lesson: 10 min., at the beginning.

Activity 1 Listen and sing

Objective: to sing the song “Good morning”

Pupils listen the song “Good morning” and repeat together with teacher

Good morning to you, good morning to you.

Good morning, good morning,


Good morning to you.

III. Procedure of a new activity.

Length and place in the activity: 10 min., after presentation.

1. Match the photos to the phrases in the box

brush your hair check your messages clean your teeth get dressed have breakfast leave the house prepare your school bag put on your shoes tidy your room wake up



3. Can you remember Maddie's routine? Complete the sentences with the times in the box. You don't need to use all the times

6.00	6.30	6.45	6.50	7.00	7.10
7.15	7.30	7.40	8.00	8.10	

1. My alarm goes off at .
- 2 I get up at .
- 3 I clean my teeth at .
- 4 I get dressed at .
- 5 I prepare my school bag at .
- 6 I put my shoes on and leave home at .

4. In pairs or small groups, talk about your morning routine

I wake up at seven o'clock.

I get dressed and then I have breakfast.

Evaluating.

Giving homework.

Maktab MMIBDO' _____ sana _____ 20__yil

Sana: “__” _____ 20__-yil. Sinflar: _____. To‘garak rahbari: _____

Lesson: What are you doing today?

Aims of the activity:

- Educational aim:** to learn basic greetings
- to learn how to ask and answer questions
- Educative aim:** to bring up them to be friendly
- Developing aim:** to enable pupils to ask and answer questions

The demand of the state educational standard: get the level A1

Type of the activity: visual

Method: interactive teaching method

Equipment: Textbook, the DVD of the book, puppets, computer, overhead projector

Form: listening, speaking

I. Introduction:

to make pupils feel themselves comfortable and interested at the lesson.

Length and place in the activity: short, at the beginning.

-Good morning, pupils!

-I'm glad to see you.

II. Reflection and assessment.

Length and place in the lesson: 10 min., at the beginning.

Activity 1 Listen and sing

Objective: to sing the song “Good morning”

Pupils listen the song “Good morning” and repeat together with teacher

Good morning to you, good morning to you.

Good morning, good morning,

Good morning to you.

III. Procedure of a new activity.

Length and place in the activity: 10 min., after presentation.

1 Look at the examples from the listening. Write simple or continuous.

Present

Today, I'm talking about my morning routine.

I'm having cereal with fruit today.

At the moment, I'm wearing my favourite T-shirt.

I'm leaving the house now.

I'm not wearing my uniform today.

Present

I never have a shower in the morning.

I always check my messages in the morning.

I sometimes have to toast and butter.

I usually wear my uniform.

I don't usually have a shower in the morning

4. Correct the mistakes in the sentences.

is getting

0 My cousin gets married today.

1 How are you? I write to you to give you some news.

2 What do you do at the moment?

3 My brother and I are not going swimming every day.

4 My mum is only working in the mornings.

5 We usually are eating a big breakfast on Sunday



Evaluating.

Giving homework.

Sana: “ ” 20 _-yil. Sinflar: _____. To‘garak rahbari: _____

Lesson: Tell us about your day

Aims of the activity:

- Educational aim:** to learn basic greetings
to learn how to ask and answer questions
- Educative aim:** to bring up them to be friendly
- Developing aim:** to enable pupils to ask and answer questions
- The demand of the state educational standard:** get the level A1

Type of the activity: visual

Method: interactive teaching method

Equipment: Textbook, the DVD of the book, puppets, computer, overhead projector

Form: listening, speaking

I. Introduction:

to make pupils feel themselves comfortable and interested at the lesson.

Length and place in the activity: short, at the beginning.

-Good morning, pupils!

-I'm glad to see you.

II. Reflection and assessment.

Length and place in the lesson: 10 min., at the beginning.

Activity 1 Listen and sing

Objective: to sing the song “Good morning”

Pupils listen the song “Good morning” and repeat together with teacher

Good morning to you, good morning to you.

Good morning, good morning,


Good morning to you.

III. Procedure of a new activity.

Length and place in the activity: 10 min., after presentation.


Three young people from around the world describe a typical school day

A Onni – Finland




I get up at 8.00 am. For breakfast I have cereal and milk, with orange **juice**. After breakfast, I meet my friend, and we go to school together on the metro. Some days school starts at 9.00 but on other days at 10.00. We don't wear a uniform, and we call our teachers by their first name. We all get a free lunch at school – meat or fish with vegetables for the **main course** and fruit for **dessert**. School usually finishes at 2.45, and after that I go to music lessons or drama club. I have a **snack** in the evening before bed.

B Diego – Mexico



I wake up at 6.00 am, have a shower and put on my uniform. My breakfast is coffee, with bread and cheese or avocado. At 7.00 am, it's time to go to school. Sometimes I walk, but often my mum drives me. Classes begin at 8.00 and finish at 2.30. After that, I have my art class. I have **lunch** at about 3.00, and then I do my homework. I do it till 6.00 or 7.00. After that, I go on the internet, or watch TV with my family. I have **dinner** at about 8.00.

C Aban – Ghana



My mother wakes me and my sister up at 5.00 am. I water the plants in the garden, and my sister prepares the food for the evening meal. Then we put on our school uniforms and brush our teeth. We leave the house at 6.30 and buy **breakfast** on our way to school. Lessons are from 7.30 to 2.30 pm. Lunch is at school – today, it's rice and tomatoes. I like it, but my sister doesn't! After school I have my football class, and in the evening I watch TV before bed.

2. Read the texts again. For each question, write O(Onni), D(Diego) or A(Aban).

- 1 Who says he uses the computer in the evening?
- 2 Who can choose what he wears to school?
- 3 Who doesn't have breakfast at home?
- 4 Who goes to school by car?
- 5 Who doesn't start school at the same time each day?
- 6 Who does sport after school?
- 7 Who has a hot drink in the morning?

Evaluating.

Giving homework.

Maktab MMIBDO' _____ sana _____ 20 _yil

веб-сайтимиз: Zokirjon.com

Zokirjon.com веб-сайти орқали ўзингиз учун керакли маълумотларни юклаб олинг.

Зокиржон Админ билан

90-834-22-66 номердаги телеграм орқали боғланишингиз nza234 излаб телеграмдан ёзишингиз сўралади.

Телеграмда мурожатингизга ўз вақтида жавоб берилади


40 листдан иборат бўш ўзлаштирувчи ўқувчилар учун **английский язык 7 класс** 34 часа кружокни тўлиқ ҳолда олиш учун телеграмдан ёзинг.

Телеграм каналимиз:

@maktablar_uchun_hujjatlar

Тўлов учун: ХУМО 9860230104973329

Пластик эгаси Набиев Зокиржон



ДИҚҚАТ!!!

Бу ҳужжатни ҳеч кимга тарқатмаслик шарти билан олишингиз мумкин. Сизга бу **ОМОНАТ** қилиб берилади. Тўлиқ ҳолда олганингиздан сўнг: Фақат ўзингиз учун фойдаланинг. Ҳеч кимга берманг ҳаттоки энг яқин инсонингизга ҳам.

Интернет веб-сайтларга жойламанг. Телеграм орқали канал ва группаларга тарқатманг.

*****ОМОНАТГА ҲИЁНАТ ҚИЛМАНГ.*****