



ДОКУМЕНТЫ КРУЖКА

ПО ПРЕДМЕТУ АНГЛИЙСКОМУ ЯЗЫКУ

ДЛЯ 7 КЛАССОВ

ОБЩЕОБРАЗОВАТЕЛЬНОЙ ШКОЛЫ № _____

ПРИ ОТДЕЛЕ ДОШКОЛЬНОГО И ШКОЛЬНОГО

ОБРАЗОВАНИЯ _____

УПРАВЛЕНИИ ОТДЕЛЕ ДОШКОЛЬНОГО И

ШКОЛЬНОГО ОБРАЗОВАНИЯ

20__-20__ УЧЕБНЫЙ ГОД

Информация о членах кружка

<i>n/n</i>	Имя фамилия	Год рождения	Класс	Адрес	Родители	Номер телефони	Прим.
<i>1.</i>							
<i>2.</i>							
<i>3.</i>							
<i>4.</i>							
<i>5.</i>							
<i>6.</i>							
<i>7.</i>							
<i>8.</i>							
<i>9.</i>							
<i>10.</i>							
<i>11.</i>							
<i>12.</i>							
<i>13.</i>							
<i>14.</i>							

<i>15.</i>							
<i>16.</i>							
<i>17.</i>							
<i>18.</i>							
<i>19.</i>							
<i>20.</i>							
<i>21.</i>							
<i>22.</i>							
<i>23.</i>							
<i>24.</i>							
<i>25.</i>							
<i>26.</i>							
<i>27.</i>							
<i>28.</i>							
<i>29.</i>							
<i>30.</i>							

«Утверждаю»
Директор школы:

«___» _____ 20__ г

«Согласован»
Зам директора школы:

«___» _____ 20__ г

ПЛАН

кружка «_____» на 20__-20__ учебный год

п/п	Темы	часы	число	прим
1.	Sports	1		
2.	How often do you go snowboarding?	1		
3.	Unusual sports	1		
4.	Sports equipment	1		
5.	Exam	1		
6.	My morning routine	1		
7.	What are you doing today?	1		
8.	Tell us about your day	1		
9.	Feel great in the morning 1	1		
10.	Feel great in the morning 2	1		
11.	The paralympic games	1		
12.	Paralympic athletes	1		
13.	Project presentations	1		
14.	Musical instruments	1		
15.	I don't like practicing	1		
16.	The music business	1		
17.	Music lessons	1		
18.	Review	1		
19.	Exam	1		
20.	Feelings	1		
21.	It was amazing	1		
22.	Activity days	1		
23.	At a party	1		
24.	At a party 2	1		
25.	Review	1		
26.	Exam 5	1		
27.	Reaching agreement	1		
28.	An invitation	1		
29.	Project presentations	1		
30.	Review	1		
31.	Exam 6	1		
32.	Feedback	1		
33.	Women in history	1		
34.	Talking about the past	1		

Дата: “__” _____ 20____ год. Классы: _____. Руководитель кружка: _____

Lesson: Sports

Aims of the activity:

Educational aim: to learn basic greetings
to learn how to ask and answer questions

Educative aim: to bring up them to be friendly

Developing aim: to enable pupils to ask and answer questions

The demand of the state educational standard: get the level A1

Type of the activity: visual

Method: interactive teaching method

Equipment: Textbook, the DVD of the book, puppets, computer, overhead projector

Form: listening, speaking

I. Introduction:

to make pupils feel themselves comfortable and interested at the lesson.

Length and place in the activity: short, at the beginning.

-Good morning, pupils!

-I'm glad to see you.

II. Reflection and assessment.

Length and place in the lesson: 10 min., at the beginning.

Activity 1 Listen and sing

Objective: to sing the song “Good morning”

Pupils listen the song “Good morning” and repeat together with teacher

Good morning to you, good morning to you.

Good morning, good morning,

Good morning to you.

III. Procedure of a new activity.

Length and place in the activity: 10 min., after presentation.



1. Match the pictures A–M to the words in the box.

do athletics

do gymnastics

go cycling

go sailing

go skating

go snowboarding

go surfing

play badminton

play baseball

play hockey

play rugby

play table tennis

play volleyball

2. In pairs, ask and answer the questions.

1 Which of the sports do you do in teams (a group of people)? Which do you do alone (just one person)?

2 Which of the sports can you do both in teams and alone?

3 Which of these sports do you do?

4 Do you prefer team sports or sports you do alone? Why?

5. Read about Sophie and Ben again and answer the questions.

1 How many women and girls do Sophie's sport?

2 What does Sophie do at the weekend?

3 What does Sophie want to do at Loughborough University?

4 Where does Ben prefer to be?

5 Why does Ben go snowboarding every day?

6 Ben says he's 'goofy-foot'. What does 'goofy-foot' mean?

Evaluating.

Giving homework.

Зам директора школы _____ дата _____ 20__ год

Дата: “__” _____ 20____ год. Классы: _____. Руководитель кружка: _____

Lesson: How often do you go snowboarding?

Aims of the activity:

- Educational aim:** to learn basic greetings
- to learn how to ask and answer questions
- Educative aim:** to bring up them to be friendly
- Developing aim:** to enable pupils to ask and answer questions

The demand of the state educational standard: get the level A1

Type of the activity: visual

Method: interactive teaching method

Equipment: Textbook, the DVD of the book, puppets, computer, overhead projector

Form: listening, speaking

I. Introduction:

to make pupils feel themselves comfortable and interested at the lesson.

Length and place in the activity: short, at the beginning.

-Good morning, pupils!

-I'm glad to see you.

II. Reflection and assessment.

Length and place in the lesson: 10 min., at the beginning.

Activity 1 Listen and sing

Objective: to sing the song “Good morning”

Pupils listen the song “Good morning” and repeat together with teacher

Good morning to you, good morning to you.

Good morning, good morning,

Good morning to you.

III. Procedure of a new activity.

Length and place in the activity: 10 min., after presentation.

1. Look at these examples from the blogs.

The adverbs of frequency are in purple.

My team always plays a match on Saturday or Sunday. It's never boring.

It's usually quiet.

I often go with my little sister and other young people.

I sometimes go snowboarding with Mum.

Write the words in purple on the right place on the line

0% 100%
a b c d e

2. Answer the questions.

1 Which sentences in Exercise 1 have a present simple verb?

2 Which sentences in Exercise 1 have the verb be?

3 Choose the correct words to complete the rules

In sentences with the verb be, we put the adverb of frequency before/ after the verb.

In sentences with the present simple, we put the adverb of frequency before/ after the verb

4. Read the examples and choose the correct words to complete the rules.

People don't always play sport in teams.

Ben doesn't usually go snowboarding with his dad.

Do you sometimes play volleyball with friends?

Is rugby often dangerous?

Football isn't always boring!

In negatives and questions with the present simple, we put the adverb of frequency before / after the main verb. In negatives and questions with the verb be, we put the adverb of frequency before/ after the verb be.

Evaluating.

Giving homework.

Зам директора школы _____ дата _____ 20__ год

Дата: “__” _____ 20____ год. Классы: _____. Руководитель кружка: _____

Lesson: Unusual sports

Aims of the activity:

Educational aim: to learn basic greetings
to learn how to ask and answer questions

Educative aim: to bring up them to be friendly

Developing aim: to enable pupils to ask and answer questions

The demand of the state educational standard: get the level A1

Type of the activity: visual

Method: interactive teaching method

Equipment: Textbook, the DVD of the book, puppets, computer, overhead projector

Form: listening, speaking

I. Introduction:

to make pupils feel themselves comfortable and interested at the lesson.

Length and place in the activity: short, at the beginning.

-Good morning, pupils!

-I'm glad to see you.

II. Reflection and assessment.

Length and place in the lesson: 10 min., at the beginning.

Activity 1 Listen and sing

Objective: to sing the song “Good morning”

Pupils listen the song “Good morning” and repeat together with teacher

Good morning to you, good morning to you.

Good morning, good morning,

Good morning to you.

III. Procedure of a new activity.

Length and place in the activity: 10 min., after presentation.

1. Look at the photos of the sports and games. What can you see?

2 Read the three texts and match them to the photos

1. CYCLEBALL

This sport is like football on bikes. There are two teams. Each team has usually got two players. The bikes don't have any brakes to stop them. Players in each team try to hit the ball into the goal. They can use their bike or their heads to do this. The ball is quite heavy – it weighs half a kilogram. The winning team is the team with the most goals at the end of the game.

2. GILLI-DANDA

This is an ancient sport from India. The players use two things: one long stick, called a danda and a short egg-shaped bat, called a gilli. There are two teams. One player puts the gilli on the ground inside a small circle and hits it into the air with the danda. Then the player hits the gilli again and runs to touch a spot outside the circle to get a point



3 Read the three texts again. Are the sentences right (✓) or wrong (X)?

- 1 There are always two players in a cycleball team.
- 2 The ball in cycleball is small and light.
- 3 Players in cycleball can't hit the ball with their hands.
- 4 Gilli-danda comes from India.
- 5 The stick and the bat in gilli-danda are the same size.
- 6 Players use a small ball in gilli-danda.
- 7 People play octopush in teams.
- 8 Players in octopush hit the ball, or puck, with their hands.
- 9 Players in octopush swim underwater to play their game

Evaluating.

Giving homework.

Зам директора школы _____ дата _____ 20__ год

Дата: “__” _____ 20____ год. Классы: _____. Руководитель кружка: _____

Lesson: Sports equipment

Aims of the activity:

Educational aim: to learn basic greetings
to learn how to ask and answer questions

Educative aim: to bring up them to be friendly

Developing aim: to enable pupils to ask and answer questions

The demand of the state educational standard: get the level A1

Type of the activity: visual

Method: interactive teaching method

Equipment: Textbook, the DVD of the book, puppets, computer, overhead projector

Form: listening, speaking

I. Introduction:

to make pupils feel themselves comfortable and interested at the lesson.

Length and place in the activity: short, at the beginning.

-Good morning, pupils!

-I'm glad to see you.

II. Reflection and assessment.

Length and place in the lesson: 10 min., at the beginning.

Activity 1 Listen and sing

Objective: to sing the song “Good morning”

Pupils listen the song “Good morning” and repeat together with teacher

Good morning to you, good morning to you.

Good morning, good morning,

Good morning to you.

III. Procedure of a new activity.

Length and place in the activity: 10 min., after presentation.

1. Match the photos A–E to the words in the box



bat ball board racket stick

2. Complete the table with the sports in the box. Some sports can go in more than one column.

badminton baseball basketball cycleball cycling football gilli-danda hockey octopush rugby running sailing skating snowboarding surfing swimming table tennis tennis volleyball

Use a stick, a racket or a bat	Use a ball	Use a board

Evaluating.

Giving homework.

Зам директора школы _____ дата _____ 20__ год

Дата: “__” _____ 20____ год. Классы: _____. Руководитель кружка: _____

Lesson: Exam

Aims of the activity:

Educational aim: to learn basic greetings
to learn how to ask and answer questions

Educative aim: to bring up them to be friendly

Developing aim: to enable pupils to ask and answer questions

The demand of the state educational standard: get the level A1

Type of the activity: visual

Method: interactive teaching method

Equipment: Textbook, the DVD of the book, puppets, computer, overhead projector

Form: listening, speaking

I. Introduction:

to make pupils feel themselves comfortable and interested at the lesson.

Length and place in the activity: short, at the beginning.

-Good morning, pupils!

-I'm glad to see you.

II. Reflection and assessment.

Length and place in the lesson: 10 min., at the beginning.

Activity 1 Listen and sing

Objective: to sing the song “Good morning”

Pupils listen the song “Good morning” and repeat together with teacher

Good morning to you, good morning to you.

Good morning, good morning,

Good morning to you.

III. Procedure of a new activity.

Length and place in the activity: 10 min., after presentation.

1. Look at the photo of the sport. Match the words 1–2 to A and B in the photo.

1 handle 2 net

2 Listen to an interview with a boy about his unusual sport. What's the name of the sport



3. Listen again, and choose the correct words.

1 There are four / six players in each team.

2 There are six / eighthandles on the ball.

3 Players throw / givethe ball to each other.

4 Players throw / put the ball in the net to score a goal

Think of a sport. Choose one from this unit or another sport that you know. In pairs, take turns to ask and answer the questions.

1 Do people do this sport inside or outside?

2 Is the sport on or under water?

3 Is this sport on snow?

4 What things do people need to do this sport?

5 Do people play this sport in your country?

Evaluating.

Giving homework.

Зам директора школы _____ дата _____ 20__ год

Дата: “__” _____ 20____ год. Классы: _____. Руководитель кружка: _____

Lesson: My morning routine

Aims of the activity:

Educational aim: to learn basic greetings
to learn how to ask and answer questions

Educative aim: to bring up them to be friendly

Developing aim: to enable pupils to ask and answer questions

The demand of the state educational standard: get the level A1

Type of the activity: visual

Method: interactive teaching method

Equipment: Textbook, the DVD of the book, puppets, computer, overhead projector

Form: listening, speaking

I. Introduction:

to make pupils feel themselves comfortable and interested at the lesson.

Length and place in the activity: short, at the beginning.

-Good morning, pupils!

-I'm glad to see you.

II. Reflection and assessment.

Length and place in the lesson: 10 min., at the beginning.

Activity 1 Listen and sing

Objective: to sing the song “Good morning”

Pupils listen the song “Good morning” and repeat together with teacher

Good morning to you, good morning to you.

Good morning, good morning,


Good morning to you.

III. Procedure of a new activity.

Length and place in the activity: 10 min., after presentation.

1. Match the photos to the phrases in the box

brush your hair check your messages clean your teeth get dressed have breakfast leave the house prepare your school bag put on your shoes tidy your room wake up



3. Can you remember Maddie's routine? Complete the sentences with the times in the box. You don't need to use all the times

6.00	6.30	6.45	6.50	7.00	7.10
7.15	7.30	7.40	8.00	8.10	

1. My alarm goes off at .

2 I get up at .

3 I clean my teeth at .

4 I get dressed at .

5 I prepare my school bag at .

6 I put my shoes on and leave home at .

4. In pairs or small groups, talk about your morning routine

I wake up at seven o'clock.

I get dressed and then I have breakfast.

Evaluating.

Giving homework.

Зам директора школы _____ дата _____ 20__ год

Дата: “__” _____ 20____ год. Классы: _____. Руководитель кружка: _____

Lesson: What are you doing today?

Aims of the activity:

Educational aim: to learn basic greetings
to learn how to ask and answer questions

Educative aim: to bring up them to be friendly

Developing aim: to enable pupils to ask and answer questions

The demand of the state educational standard: get the level A1

Type of the activity: visual

Method: interactive teaching method

Equipment: Textbook, the DVD of the book, puppets, computer, overhead projector

Form: listening, speaking

I. Introduction:

to make pupils feel themselves comfortable and interested at the lesson.

Length and place in the activity: short, at the beginning.

-Good morning, pupils!

-I'm glad to see you.

II. Reflection and assessment.

Length and place in the lesson: 10 min., at the beginning.

Activity 1 Listen and sing

Objective: to sing the song “Good morning”

Pupils listen the song “Good morning” and repeat together with teacher

Good morning to you, good morning to you.

Good morning, good morning,

Good morning to you.

III. Procedure of a new activity.

Length and place in the activity: 10 min., after presentation.

1 Look at the examples from the listening. Write simple or continuous.

Present

Today, I'm talking about my morning routine.

I'm having cereal with fruit today.

At the moment, I'm wearing my favourite T-shirt.

I'm leaving the house now.

I'm not wearing my uniform today.

Present

I never have a shower in the morning.

I always check my messages in the morning.

I sometimes have to toast and butter.

I usually wear my uniform.

I don't usually have a shower in the morning

4. Correct the mistakes in the sentences.

is getting

0 My cousin gets married today.

1 How are you? I write to you to give you some news.

2 What do you do at the moment?

3 My brother and I are not going swimming every day.

4 My mum is only working in the mornings.

5 We usually are eating a big breakfast on Sunday



Evaluating.

Giving homework.

Зам директора школы _____ дата _____ 20____ год

Дата: “__” _____ 20____ год. Классы: _____. Руководитель кружка: _____

Lesson: Tell us about your day

Aims of the activity:

- Educational aim:** to learn basic greetings
to learn how to ask and answer questions
- Educative aim:** to bring up them to be friendly
- Developing aim:** to enable pupils to ask and answer questions

The demand of the state educational standard: get the level A1

Type of the activity: visual

Method: interactive teaching method

Equipment: Textbook, the DVD of the book, puppets, computer, overhead projector

Form: listening, speaking

I. Introduction:

to make pupils feel themselves comfortable and interested at the lesson.

Length and place in the activity: short, at the beginning.

-Good morning, pupils!

-I'm glad to see you.

II. Reflection and assessment.

Length and place in the lesson: 10 min., at the beginning.

Activity 1 Listen and sing

Objective: to sing the song “Good morning”

Pupils listen the song “Good morning” and repeat together with teacher

Good morning to you, good morning to you.

Good morning, good morning,

Good morning to you.

III. Procedure of a new activity.

Length and place in the activity: 10 min., after presentation.

Three young people from around the world describe a typical school day

A Onni – Finland

I get up at 8.00 am. For breakfast I have cereal and milk, with orange **juice**. After breakfast, I meet my friend, and we go to school together on the metro. Some days school starts at 9.00 but on other days at 10.00. We don't wear a uniform, and we call our teachers by their first name. We all get a free lunch at school – meat or fish with vegetables for the **main course** and fruit for **dessert**. School usually finishes at 2.45, and after that I go to music lessons or drama club. I have a **snack** in the evening before bed.



B Diego – Mexico

I wake up at 6.00 am, have a shower and put on my uniform. My breakfast is coffee, with bread and cheese or avocado. At 7.00 am, it's time to go to school. Sometimes I walk, but often my mum drives me. Classes begin at 8.00 and finish at 2.30. After that, I have my art class. I have **lunch** at about 3.00, and then I do my homework. I do it till 6.00 or 7.00. After that, I go on the internet, or watch TV with my family. I have **dinner** at about 8.00.



C Aban – Ghana

My mother wakes me and my sister up at 5.00 am. I water the plants in the garden, and my sister prepares the food for the evening meal. Then we put on our school uniforms and brush our teeth. We leave the house at 6.30 and buy **breakfast** on our way to school. Lessons are from 7.30 to 2.30 pm. Lunch is at school – today, it's rice and tomatoes. I like it, but my sister doesn't! After school I have my football class, and in the evening I watch TV before bed.



2. Read the texts again. For each question, write O(Onni), D(Diego) or A(Aban).

- 1 Who says he uses the computer in the evening?
- 2 Who can choose what he wears to school?
- 3 Who doesn't have breakfast at home?
- 4 Who goes to school by car?
- 5 Who doesn't start school at the same time each day?
- 6 Who does sport after school?
- 7 Who has a hot drink in the morning?

Evaluating.

Giving homework.

Зам директора школы _____ дата _____ 20__ год

Дата: “ ” 20 _____ год. Классы: _____. Руководитель кружка: _____

Lesson: Feel great in the morning 1

Aims of the activity:

Educational aim: to learn basic greetings
to learn how to ask and answer questions

Educative aim: to bring up them to be friendly

Developing aim: to enable pupils to ask and answer questions

The demand of the state educational standard: get the level A1

Type of the activity: visual

Method: interactive teaching method

Equipment: Textbook, the DVD of the book, puppets, computer, overhead projector

Form: listening, speaking

I. Introduction:

to make pupils feel themselves comfortable and interested at the lesson.

Length and place in the activity: short, at the beginning.

-Good morning, pupils!

-I'm glad to see you.

II. Reflection and assessment.

Length and place in the lesson: 10 min., at the beginning.

Activity 1 Listen and sing

Objective: to sing the song “Good morning”

Pupils listen the song “Good morning” and repeat together with teacher

Good morning to you, good morning to you.

Good morning, good morning,

Good morning to you.

III. Procedure of a new activity.

Length and place in the activity: 10 min., after presentation.

3. Think of ten more food words. In pairs, compare your words. Then ask and answer these questions.

1 What's your favourite food? What don't you like?

2 What do you have for breakfast?

3 What time do you have dinner? What do you have?

4 What snacks do you have every day?



PRONUNCIATION

The sound /ə/



4 Listen and repeat.

breakfast dinner vegetables



5 Listen and repeat. Circle the /ə/ sound in each word. One word has two /ə/ sounds. Which word is it?

pasta chocolate banana salad
tomato yoghurt cucumber

7 tips to help you feel great in the morning!

- 1** have a cold shower
- 2** tidy your room
- 3** let in the sun
- 4** drink fruit juice

Evaluating.

Giving homework.

Зам директора школы _____ дата _____ 20 _____ год

Дата: “__” _____ 20____ год. Классы: _____. Руководитель кружка: _____

Lesson: Feel great in the morning 2

Aims of the activity:

Educational aim: to learn basic greetings
to learn how to ask and answer questions

Educative aim: to bring up them to be friendly

Developing aim: to enable pupils to ask and answer questions

The demand of the state educational standard: get the level A1

Type of the activity: visual

Method: interactive teaching method

Equipment: Textbook, the DVD of the book, puppets, computer, overhead projector

Form: listening, speaking

I. Introduction:

to make pupils feel themselves comfortable and interested at the lesson.

Length and place in the activity: short, at the beginning.

-Good morning, pupils!

-I'm glad to see you.

II. Reflection and assessment.

Length and place in the lesson: 10 min., at the beginning.

Activity 1 Listen and sing

Objective: to sing the song “Good morning”

Pupils listen the song “Good morning” and repeat together with teacher

Good morning to you, good morning to you.

Good morning, good morning,

Good morning to you.

III. Procedure of a new activity.

Length and place in the activity: 10 min., after presentation.



1. Read the poster. What do you think of these tips?

2 Listen to the radio show. You will hear a woman asking six students about getting up in the morning. Match each student to the correct tip. There is one tip you do not need.

Student 1 Tip A

Student 2 Tip B

Student 3 Tip C

Student 4 Tip D

Student 5 Tip E

Student 6 Tip F

Tip G

3 Listen again and check. Then in small groups, discuss the questions.

1 Which of the tips do you think are useful? Which are not useful?

2 Can you think of other tips for getting up in the morning?

3 Is getting up in the morning easy or difficult for you?

Choose the correct words to complete the sentences.

1 We don't get chocolate or _____ crisps or /but at school.

2 I walk to school _____ my brother but /or gets the bus.

3 I eat lots of fruit _____ drink lots and /or of water.

4 I like staying up late _____ I can't but / and do that during the week.

5 I don't like carrots _____ tomatoes. or /but

Evaluating.

Giving homework.

Зам директора школы _____ дата _____ 20____ год

Дата: “__” _____ 20__ год. Классы: _____. Руководитель кружка: _____

Lesson: The paralympic games

Aims of the activity:

Educational aim: to learn basic greetings
to learn how to ask and answer questions

Educative aim: to bring up them to be friendly

Developing aim: to enable pupils to ask and answer questions

The demand of the state educational standard: get the level A1

Type of the activity: visual

Method: interactive teaching method

Equipment: Textbook, the DVD of the book, puppets, computer, overhead projector

Form: listening, speaking

I. Introduction:

to make pupils feel themselves comfortable and interested at the lesson.

Length and place in the activity: short, at the beginning.

-Good morning, pupils!

-I'm glad to see you.

II. Reflection and assessment.

Length and place in the lesson: 10 min., at the beginning.

Activity 1 Listen and sing

Objective: to sing the song “Good morning”

Pupils listen the song “Good morning” and repeat together with teacher

Good morning to you, good morning to you.

Good morning, good morning,

Good morning to you.

III. Procedure of a new activity.

Length and place in the activity: 10 min., after presentation.

1. In pairs, discuss the questions with your partner.

1 Do you like doing sports? What sports do you do?

2 Do you like watching sports on TV? What sports do you watch?

3 Do you usually watch the Olympic Games and the Paralympic Games?

2 Read the text in boxes 1–6 and match them to the sports in the photos. Write SV(sitting volleyball) or WR(wheelchair rugby).

3 Read the texts again and complete the table

	Sitting volleyball	Wheelchair rugby
Where do you play?	1	2
What do they need?	a ball and a 3	wheelchairs and a 4
How many players are there on a team?	5	6
How many players from each team are on the court?	7	8

4. Find the words highlighted in the text and choose the correct meanings, a or b.

1 medal

a a type of ball

b a prize in a sports competition

2 wheelchair

a something people use when they can't walk

b something people use to stand on

3 court

a a place with seats

b an indoor or outdoor area for games

Evaluating.

Giving homework.

Зам директора школы _____ дата _____ 20__ год

Дата: “__” _____ 20____ год. Классы: _____. Руководитель кружка: _____

Lesson: Paralympic athletes

Aims of the activity:

Educational aim: to learn basic greetings
to learn how to ask and answer questions

Educative aim: to bring up them to be friendly

Developing aim: to enable pupils to ask and answer questions

The demand of the state educational standard: get the level A1

Type of the activity: visual

Method: interactive teaching method

Equipment: Textbook, the DVD of the book, puppets, computer, overhead projector

Form: listening, speaking

I. Introduction:

to make pupils feel themselves comfortable and interested at the lesson.

Length and place in the activity: short, at the beginning.

-Good morning, pupils!

-I'm glad to see you.

II. Reflection and assessment.

Length and place in the lesson: 10 min., at the beginning.

Activity 1 Listen and sing

Objective: to sing the song “Good morning”

Pupils listen the song “Good morning” and repeat together with teacher

Good morning to you, good morning to you.

Good morning, good morning,

Good morning to you.

III. Procedure of a new activity.


Length and place in the activity: 10 min., after presentation.

The International Paralympic Committee website (www.paralympic.org) tells us these facts:

First official Paralympic Games: 1960. They were held in Rome, Italy and there was a special opening and closing ceremony.

Number of sports: Around 25

Celebrated: Every two years. There are summer Games and winter Games



The Paralympic Games take place every two years. There are winter Games and summer Games.

Athletes with physical disabilities from different countries compete for gold, silver and bronze medals.

The Paralympic Games have a lot of different competitions for a lot of different sports. There are 22 sports in the summer Games and five sports in the winter Games. Here's a description of two popular sports played in the Paralympic Games



Evaluating.

Giving homework.

Зам директора школы _____ дата _____ 20__ год

Дата: “__” _____ 20_____ год. Классы: _____. Руководитель кружка: _____

Lesson: Project presentations

Aims of the activity:

- Educational aim:** to learn basic greetings
to learn how to ask and answer questions
- Educative aim:** to bring up them to be friendly
- Developing aim:** to enable pupils to ask and answer questions

The demand of the state educational standard: get the level A1

Type of the activity: visual

Method: interactive teaching method

Equipment: Textbook, the DVD of the book, puppets, computer, overhead projector

Form: listening, speaking

I. Introduction:

to make pupils feel themselves comfortable and interested at the lesson.

Length and place in the activity: short, at the beginning.

-Good morning, pupils!

-I'm glad to see you.

II. Reflection and assessment.

Length and place in the lesson: 10 min., at the beginning.

Activity 1 Listen and sing

Objective: to sing the song “Good morning”

Pupils listen the song “Good morning” and repeat together with teacher

Good morning to you, good morning to you.

Good morning, good morning,

Good morning to you.

III. Procedure of a new activity.

Length and place in the activity: 10 min., after presentation.

1. WR *You play this sport on an indoor court. Players are in wheelchairs. They need a ball. They pass the ball from one person to another.*

2 *You play this sport on a court inside. Players sit on the floor. They need a net and a ball. Teams need to hit the ball over the net in three returns using their arms.*

3 *There are 12 players on a team, but there are only four players on the court for each team at one time. For a goal, the team carries the ball over the opposite team's line and two wheels need to cross the line.*

4 *The indoor court is smaller than in the game played outside. It is the same size as a basketball court. The goal lines are at the far ends of the court. 6 Each team has six players on the court. Each team is on a different side of the net.*

5 *The net is lower than in the Olympic version. In the Olympic version, the players stand.*

5. Listen to an interview with Martha Dirksen about a Paralympic sport. What sport does she do?

6. Listen again and answer the questions.

1 *How old is Martha?*

2 *Where is the court?*


3 *What does she want to be in one day?*

4 *What has her sports hero got?*

5 *Where is David Wagner from?*

6 *Does Martha play tennis on Tuesdays?*

7 *Does Martha rest at weekends?*



Imagine you work for a radio station. In pairs, write interview questions to ask a Paralympic athlete.

- Find out:
- Their name.
- What sport they do.
- Where they are from.
- How many medals they have.
- Write three questions you can ask the athlete.

Evaluating.

Giving homework.

Зам директора школы _____ дата _____ 20__ год

Дата: “__” _____ 20____ год. Классы: _____. Руководитель кружка: _____

Lesson: Musical instruments

Aims of the activity:

- Educational aim:** to learn basic greetings
to learn how to ask and answer questions
- Educative aim:** to bring up them to be friendly
- Developing aim:** to enable pupils to ask and answer questions

The demand of the state educational standard: get the level A1

Type of the activity: visual

Method: interactive teaching method

Equipment: Textbook, the DVD of the book, puppets, computer, overhead projector

Form: listening, speaking

I. Introduction:

to make pupils feel themselves comfortable and interested at the lesson.

Length and place in the activity: short, at the beginning.

-Good morning, pupils!

-I'm glad to see you.

II. Reflection and assessment.

Length and place in the lesson: 10 min., at the beginning.

Activity 1 Listen and sing

Objective: to sing the song “Good morning”

Pupils listen the song “Good morning” and repeat together with teacher

Good morning to you, good morning to you.

Good morning, good morning,

Good morning to you.

III. Procedure of a new activity.

Length and place in the activity: 10 min., after presentation.

Watch the video then ask and answer the questions.

When do you listen to music?

Where do you listen to music?

Do you listen to music alone or with friends?

Can you play any musical instruments? Which one(s)?



1. Look at the words in the box. Complete the table

classical music drums electric guitar hip-hop jazz keyboard opera piano pop rap rock saxophone soul violin

Types of music	Musical instruments

2. Match the photos A–F to the musical instruments in Exercise 1.

Listen and check. Then repeat.

3 Listen to the different types of music. Match them to the types of music in Exercise 1.

Evaluating.

Giving homework.

Зам директора школы _____ дата _____ 20__ год

Дата: “__” _____ 20____ год. Классы: _____. Руководитель кружка: _____

Lesson: I don't like practicing

Aims of the activity:

Educational aim: to learn basic greetings
to learn how to ask and answer questions

Educative aim: to bring up them to be friendly

Developing aim: to enable pupils to ask and answer questions

The demand of the state educational standard: get the level A1

Type of the activity: visual

Method: interactive teaching method

Equipment: Textbook, the DVD of the book, puppets, computer, overhead projector

Form: listening, speaking

I. Introduction:

to make pupils feel themselves comfortable and interested at the lesson.

Length and place in the activity: short, at the beginning.

-Good morning, pupils!

-I'm glad to see you.

II. Reflection and assessment.

Length and place in the lesson: 10 min., at the beginning.

Activity 1 Listen and sing

Objective: to sing the song “Good morning”

Pupils listen the song “Good morning” and repeat together with teacher

Good morning to you, good morning to you.

Good morning, good morning,

Good morning to you.

III. Procedure of a new activity.

Length and place in the activity: 10 min., after presentation.



4. What types of music do you think the people are playing in the photos?

5 Choose the correct word to complete the sentences.

1 You usually need a lot of different instruments for classical music /popand the pieces of music are often quite long.

2 People sometimes use sticks when they play the keyboard /drums.

3 There are different singers in jazz /an opera. It's a bit like a play with music and singing.

4 In rap / rock, the artists don't really sing the words; they speak them.

5 You put the saxophone /violinto your mouth to play it.

6 A piano /an electric guitaris quite easy to carry around.

Evaluating.

Giving homework.

Зам директора школы _____ дата _____ 20__ год

Дата: “__” _____ 20____ год. Классы: _____. Руководитель кружка: _____

Lesson: The music business

Aims of the activity:

Educational aim: to learn basic greetings
to learn how to ask and answer questions

Educative aim: to bring up them to be friendly

Developing aim: to enable pupils to ask and answer questions

The demand of the state educational standard: get the level A1

Type of the activity: visual

Method: interactive teaching method

Equipment: Textbook, the DVD of the book, puppets, computer, overhead projector

Form: listening, speaking

I. Introduction:

to make pupils feel themselves comfortable and interested at the lesson.

Length and place in the activity: short, at the beginning.

-Good morning, pupils!

-I'm glad to see you.

II. Reflection and assessment.

Length and place in the lesson: 10 min., at the beginning.

Activity 1 Listen and sing

Objective: to sing the song “Good morning”

Pupils listen the song “Good morning” and repeat together with teacher

Good morning to you, good morning to you.

Good morning, good morning,

Good morning to you.

III. Procedure of a new activity.

Length and place in the activity: 10 min., after presentation.



6. Listen to Jason and Mia talking about music and musical instruments. Who can play:

- 1 the saxophone?
- 2 the electric guitar?
- 3 the keyboard?
- 4 the piano?

7 Listen again. Are the sentences right (✓) or wrong (X)?

0 Mia likes the new album a lot. ✓

- 1 Mia often listens to jazz at home.
- 2 Jason likes opera.
- 3 Jason's sister plays in a rock group.
- 4 Jason thinks the violin is easy to play.
- 5 Mia likes the drums

GRAMMAR

**like, don't like, hate,
love + -ing**

1. Put the words in bold on the correct place (a–d).

- 1 I don't like listening to opera.
- 2 She likes playing classical music.
- 3 I hate playing the violin.
- 4 I love listening to rap

Evaluating.

Giving homework.

Зам директора школы _____ дата _____ 20____ год

Дата: “__” _____ 20____ год. Классы: _____. Руководитель кружка: _____

Lesson: Music lessons

Aims of the activity:

Educational aim: to learn basic greetings
to learn how to ask and answer questions

Educative aim: to bring up them to be friendly

Developing aim: to enable pupils to ask and answer questions

The demand of the state educational standard: get the level A1

Type of the activity: visual

Method: interactive teaching method

Equipment: Textbook, the DVD of the book, puppets, computer, overhead projector

Form: listening, speaking

I. Introduction:

to make pupils feel themselves comfortable and interested at the lesson.

Length and place in the activity: short, at the beginning.

-Good morning, pupils!

-I'm glad to see you.

II. Reflection and assessment.

Length and place in the lesson: 10 min., at the beginning.

Activity 1 Listen and sing

Objective: to sing the song “Good morning”

Pupils listen the song “Good morning” and repeat together with teacher

Good morning to you, good morning to you.

Good morning, good morning,

Good morning to you.

III. Procedure of a new activity.

Length and place in the activity: 10 min., after presentation.

2. Look at the examples in the table. How does the verb change in the-ingform?

help → helping	write → writing	run → running

*Now complete the table with the -ingform of these verbs in the correct columns.
choose drive get learn make practise ride sing sit swim win*

3. Choose the correct words to complete the sentences.

- 1 I like/haterock. It's too loud.
- 2 She doesn't like /loves playing the piano. She prefers the saxophone.
- 3 My mumloves /hateslistening to opera. She often goes to watch it.
- 4 Lots of people like / don't likehip-hop, but I think it's great.

4 Complete the sentences with the correct form of the verbs.

- 0 On Sundays, I like havinglunch with my family. (have)
- 1 My dad likes _____ the news online. (read)
- 2 I really love _____ football with my brother. (play)
- 3 I love _____ to my friends' houses to play computer games. (go)
- 4 Everyone in our class likes _____ English. (learn)
- 5 Do you like _____ to music when you are doing your homework? (listen)

5. In pairs, ask and answer the questions.

- 1 Do you listen to music?
- 2 What's your favourite type of music?
- 3 Who are your favourite musicians and what instruments do they play?
- 4 What's your favorite instrument?

Evaluating.

Giving homework.

Зам директора школы _____ дата _____ 20____ год

Дата: “__” _____ 20____ год. Классы: _____. Руководитель кружка: _____

Lesson: Review

Aims of the activity:

Educational aim: to learn basic greetings
to learn how to ask and answer questions

Educative aim: to bring up them to be friendly

Developing aim: to enable pupils to ask and answer questions

The demand of the state educational standard: get the level A1

Type of the activity: visual

Method: interactive teaching method

Equipment: Textbook, the DVD of the book, puppets, computer, overhead projector

Form: listening, speaking

I. Introduction:

to make pupils feel themselves comfortable and interested at the lesson.

Length and place in the activity: short, at the beginning.

-Good morning, pupils!

-I'm glad to see you.

II. Reflection and assessment.

Length and place in the lesson: 10 min., at the beginning.

Activity 1 Listen and sing

Objective: to sing the song “Good morning”

Pupils listen the song “Good morning” and repeat together with teacher

Good morning to you, good morning to you.

Good morning, good morning,

Good morning to you.

III. Procedure of a new activity.

Length and place in the activity: 10 min., after presentation.

1. Look at the photos. In pairs, ask and answer the questions.

1 *Is it easy to become a famous musician?*

2 *How do people start in the music business?*

3 *How can the internet help people to become musicians?*

2 Read the article quickly and match the teenagers' questions 1–3 to the advice A–C.



1. *I'm a singer-songwriter. I give concerts at a local club. Everyone likes listening to my music and wants to buy a CD. What can I do next?'*

2. *Hi, I play in a band with some friends from school. The others aren't serious about music, but I am. Help! Do I stay with the band or find other musicians to play with?*

3. *I'm 15 and a rapper. I record my songs and put them online. I get lots of hits! But I live in the countryside and there are no gigs here. It's too far for me to travel to the city. What can I do to become famous?*



Evaluating.

Giving homework.

Зам директора школы _____ дата _____ 20____ год

Дата: “__” _____ 20____ год. Классы: _____. Руководитель кружка: _____

Lesson: Exam

Aims of the activity:

Educational aim: to learn basic greetings
to learn how to ask and answer questions

Educative aim: to bring up them to be friendly

Developing aim: to enable pupils to ask and answer questions

The demand of the state educational standard: get the level A1

Type of the activity: visual

Method: interactive teaching method

Equipment: Textbook, the DVD of the book, puppets, computer, overhead projector

Form: listening, speaking

I. Introduction:

to make pupils feel themselves comfortable and interested at the lesson.

Length and place in the activity: short, at the beginning.

-Good morning, pupils!

-I'm glad to see you.

II. Reflection and assessment.

Length and place in the lesson: 10 min., at the beginning.

Activity 1 Listen and sing

Objective: to sing the song “Good morning”

Pupils listen the song “Good morning” and repeat together with teacher

Good morning to you, good morning to you.

Good morning, good morning,

Good morning to you.

III. Procedure of a new activity.

Length and place in the activity: 10 min., after presentation.

3. Are the sentences right (✓) or wrong (X)?

1 Pete sells CDs of his songs at his concerts.

2 Pete needs to make an album with a record company.

3 Shona is more interested in music than her friends are.

4 Shona needs to change school as soon as possible.

5 Spark lives a long way from the city.

6 Spark doesn't need to perform live for people to hear his music

Why not make a music video too? Then it doesn't matter where you live. Ask your parents or someone from school if it's okay, and they can show you how to do it. Then you can upload the video to a social network like YouTube or Instagram. That's how Shawn Mendes became famous!

You already write and perform your own songs. Great! Next step: record an album using computer software and post it online. You don't need a record deal. College courses are a really useful way to learn how to do this, and can give you other ideas too. Ask at your school.

Music is an important part of your life. Stay with your friends for the moment but think about going to a music school. These schools teach music and everything you need to know about becoming a musician. Talk to your parents about it. Good luck

Evaluating.

Giving homework.

Зам директора школы _____ дата _____ 20__ год

Дата: “__” _____ 20____ год. Классы: _____. Руководитель кружка: _____

Lesson: Feelings

Aims of the activity:

Educational aim: to learn basic greetings
to learn how to ask and answer questions

Educative aim: to bring up them to be friendly

Developing aim: to enable pupils to ask and answer questions

The demand of the state educational standard: get the level A1

Type of the activity: visual

Method: interactive teaching method

Equipment: Textbook, the DVD of the book, puppets, computer, overhead projector

Form: listening, speaking

I. Introduction:

to make pupils feel themselves comfortable and interested at the lesson.

Length and place in the activity: short, at the beginning.

-Good morning, pupils!

-I'm glad to see you.

II. Reflection and assessment.

Length and place in the lesson: 10 min., at the beginning.

Activity 1 Listen and sing

Objective: to sing the song “Good morning”

Pupils listen the song “Good morning” and repeat together with teacher

Good morning to you, good morning to you.

Good morning, good morning,

Good morning to you.

III. Procedure of a new activity.

Length and place in the activity: 10 min., after presentation.

PRONUNCIATION

Email addresses, phone numbers and names For @ we say ‘at’. For . we say ‘dot’.

For two numbers (77) we say ‘double (seven)’.

For two letters (bb) we say ‘double (b)’.

For the number 0 we say ‘oh’.

1 *In pairs, practise.*

1 *Say this email address: school@musicpopcloud.com*

2 *Say this phone number: 0451 256 337*

3 *Spell this name: Joanna Listen and check. Then repeat*

2. In pairs, take it in turns.

1 *Say your email address.*

2 *Say your phone number.*

3 *Spell your mother’s or your father’s first name.*

3 Listen to the conversation. Shona is talking to her friend Emma about the music school. Complete the notes.



Music lessons are in the ¹
School lessons are in the ²
Name of Music School: ³
Phone number: ⁴

Evaluating.

Giving homework.

Зам директора школы _____ дата _____ 20__ год

Дата: “ ” _____ 20 _____ год. Классы: _____. Руководитель кружка: _____

Lesson: It was amazing

Aims of the activity:

Educational aim: to learn basic greetings
to learn how to ask and answer questions

Educative aim: to bring up them to be friendly

Developing aim: to enable pupils to ask and answer questions

The demand of the state educational standard: get the level A1

Type of the activity: visual

Method: interactive teaching method

Equipment: Textbook, the DVD of the book, puppets, computer, overhead projector

Form: listening, speaking

I. Introduction:

to make pupils feel themselves comfortable and interested at the lesson.

Length and place in the activity: short, at the beginning.

-Good morning, pupils!

-I'm glad to see you.

II. Reflection and assessment.

Length and place in the lesson: 10 min., at the beginning.

Activity 1 Listen and sing

Objective: to sing the song “Good morning”

Pupils listen the song “Good morning” and repeat together with teacher

Good morning to you, good morning to you.

Good morning, good morning,

Good morning to you.

III. Procedure of a new activity.

Length and place in the activity: 10 min., after presentation.



ABOUT YOU
What do you do to have fun with family and friends?
Share your ideas with your classmates.

1. Look at the photos. Where are the people and what are they doing?

2 Listen and match the conversations to the photos.

Conversation 1 Conversation 2 Conversation 3

Conversation 4 Conversation 5 Conversation 6

3 Listen again. How did the speakers feel about their experiences? Complete row A of the table with the conversation numbers.

4 Now complete row B of the table with the adjectives in the box. amazing awesome brilliant fantastic fine great horrible lovely OK

perfect really good terrible wonderful

A	Conversation				1
B	Adjectives	amazing
	

Evaluating.

Giving homework.

Зам директора школы _____ дата _____ 20 _____ год

Дата: “__” _____ 20____ год. Классы: _____. Руководитель кружка: _____

Lesson: Activity days

Aims of the activity:

Educational aim: to learn basic greetings
to learn how to ask and answer questions

Educative aim: to bring up them to be friendly

Developing aim: to enable pupils to ask and answer questions

The demand of the state educational standard: get the level A1

Type of the activity: visual

Method: interactive teaching method

Equipment: Textbook, the DVD of the book, puppets, computer, overhead projector

Form: listening, speaking

I. Introduction:

to make pupils feel themselves comfortable and interested at the lesson.

Length and place in the activity: short, at the beginning.

-Good morning, pupils!

-I'm glad to see you.

II. Reflection and assessment.

Length and place in the lesson: 10 min., at the beginning.

Activity 1 Listen and sing

Objective: to sing the song “Good morning”

Pupils listen the song “Good morning” and repeat together with teacher

Good morning to you, good morning to you.

Good morning, good morning,

Good morning to you.

III. Procedure of a new activity.

Length and place in the activity: 10 min., after presentation.



5. Choose the correct words to complete the conversations.

0 A: I'm not in the basketball team any more.

B: Oh no! That's terrible /fantastic!

1 A: I've got a new mobile phone.

B: Wow! That's fine /brilliant!

2 A: My sister's getting married.

B: That's great / OK!

3 A: Look at my lunch!

B: That's horrible / excellent– don't eat it!

4 A: Are you enjoying the film?

B: It's OK /lovely. It's not great.

5 A: I got top marks in my test.

B: That's wonderful /terrible, well done.

6 In pairs, practise the conversations. Then make some new conversations together.

Evaluating.

Giving homework.

Зам директора школы _____ дата _____ 20____ год

Дата: “__” _____ 20____ год. Классы: _____. Руководитель кружка: _____

Lesson: At a party

Aims of the activity:

Educational aim: to learn basic greetings
to learn how to ask and answer questions

Educative aim: to bring up them to be friendly

Developing aim: to enable pupils to ask and answer questions

The demand of the state educational standard: get the level A1

Type of the activity: visual

Method: interactive teaching method

Equipment: Textbook, the DVD of the book, puppets, computer, overhead projector

Form: listening, speaking

I. Introduction:

to make pupils feel themselves comfortable and interested at the lesson.

Length and place in the activity: short, at the beginning.

-Good morning, pupils!

-I'm glad to see you.

II. Reflection and assessment.

Length and place in the lesson: 10 min., at the beginning.

Activity 1 Listen and sing

Objective: to sing the song “Good morning”

Pupils listen the song “Good morning” and repeat together with teacher

Good morning to you, good morning to you.

Good morning, good morning,

Good morning to you.

III. Procedure of a new activity.

Length and place in the activity: 10 min., after presentation.

1. Look at the examples.

Positive

I was at my sister's wedding.

We were at a barbecue near the beach.

All the bands were fantastic.

Negative

The weather wasn't great.

You weren't in class.

Questions and short answers

Where were you last night?

How was the food?

Were you at the football match? Yes, I was.

Was it fun? No, it wasn't.

Now choose the correct words in the box to complete the rules about the past simple of be

was	were	n't
-----	------	-----

1. We use *was* with I/he/she/it.

2. We use *were* with you/we/they.

3. We add *wasn't* to was/were to make negative sentences.

4. We put *was/were* before the subject to make questions

2 Choose the correct words to complete the sentences.

1 My school lunch *was* / *were* really nice yesterday.

2 My brothers *was* / *were* late home this evening.

3 That TV programme *wasn't* / *weren't* very good!

4 We *wasn't* / *weren't* too tired after our walk.

5 What *was* / *were* the time when you got home?

Evaluating.

Giving homework.

Зам директора школы _____ дата _____ 20__ год

Дата: “__” _____ 20____ год. Классы: _____. Руководитель кружка: _____

Lesson: At a party 2

Aims of the activity:

Educational aim: to learn basic greetings
to learn how to ask and answer questions

Educative aim: to bring up them to be friendly

Developing aim: to enable pupils to ask and answer questions

The demand of the state educational standard: get the level A1

Type of the activity: visual

Method: interactive teaching method

Equipment: Textbook, the DVD of the book, puppets, computer, overhead projector

Form: listening, speaking

I. Introduction:

to make pupils feel themselves comfortable and interested at the lesson.

Length and place in the activity: short, at the beginning.

-Good morning, pupils!

-I'm glad to see you.

II. Reflection and assessment.

Length and place in the lesson: 10 min., at the beginning.

Activity 1 Listen and sing

Objective: to sing the song “Good morning”

Pupils listen the song “Good morning” and repeat together with teacher

Good morning to you, good morning to you.

Good morning, good morning,

Good morning to you.

III. Procedure of a new activity.

Length and place in the activity: 10 min., after presentation.

3. Correct the mistakes in the sentences. was

0 *The weather is good yesterday.*

1 *All my friends was here on Saturday.*

2 *I like your new shoes! Are they expensive?*

3 *Yesterday I were at a friend's house.*

4 *The players was good and the weather was fine.*

5 *That is an awesome party last night!*

4. Complete the conversation with was/wasn't, were/weren't.

Suzy: *Hi Max. Where 0 were you yesterday afternoon? You 1 at school.*

Max: *Oh hi Suzy. No, I 2. I 3 at a big athletics competition at the city sports club.*

Suzy: *Really? 4 it fun?*

Max: *Yes, it 5. It 6 amazing! I 7 the winner of the 800 m race!*

Suzy: *Fantastic! 8 your parents there?*

Max: *No, they 9. They 10 at work. But my brother 11 there with his video camera, so it 12 fine!*



PRONUNCIATION | was/were



5 Listen to some sentences from the conversation and repeat them.

Now practise the conversation with your partner. Take turns to close your book and see if you can remember it.

Evaluating.

Giving homework.

Зам директора школы _____ дата _____ 20____ год

Дата: “__” _____ 20____ год. Классы: _____. Руководитель кружка: _____

Lesson: Review

Aims of the activity:

Educational aim: to learn basic greetings
to learn how to ask and answer questions

Educative aim: to bring up them to be friendly

Developing aim: to enable pupils to ask and answer questions

The demand of the state educational standard: get the level A1

Type of the activity: visual

Method: interactive teaching method

Equipment: Textbook, the DVD of the book, puppets, computer, overhead projector

Form: listening, speaking

I. Introduction:

to make pupils feel themselves comfortable and interested at the lesson.

Length and place in the activity: short, at the beginning.

-Good morning, pupils!

-I'm glad to see you.

II. Reflection and assessment.

Length and place in the lesson: 10 min., at the beginning.

Activity 1 Listen and sing

Objective: to sing the song “Good morning”

Pupils listen the song “Good morning” and repeat together with teacher

Good morning to you, good morning to you.

Good morning, good morning,

Good morning to you.

III. Procedure of a new activity.

Length and place in the activity: 10 min., after presentation.

Fantastic!
I'm really interested in cars, so this was an amazing day for me. I still can't believe that my first driving experience was in a Lamborghini and an Aston Martin! I've got a video of the whole thing. I'm glad about that, because on the day there's no time to look at the cars properly. As soon as you finish, the next driver gets in. I was a bit upset about that.
Liam

Amazing trip!
This was my first time in a helicopter, and I was quite nervous. I wasn't sure I wanted to do it. But there was no need to be afraid – in fact, I was sorry when it was over! I was in the front seat and the view was fantastic. The only problem was that we were back on the ground after only ten minutes.
Mia

Really special!
What a brilliant afternoon! First, there was a talk about the history of chocolate. Then it was time for the best bit – making and decorating our own chocolates! The teachers were lovely and happy to help with any problems. There were photos to buy afterwards, but they were really expensive. I was angry about that.
Ethan

2. Read the texts again and answer the questions with a phrase or short answer.

- 1 What does Liam like a lot?
- 2 What wasn't Liam able to do on his activity day?
- 3 Was Jade's activity day a present?
- 4 What wasn't possible in the wind tunnel?
- 5 What was Ethan's favourite part of the day?
- 6 Were the photos cheap?
- 7 Was Mia nervous after flying in a helicopter?
- 8 Was Mia's helicopter trip long or short?

Evaluating.

Giving homework.

Зам директора школы _____ дата _____ 20____ год

Дата: “__” _____ 20 _____ год. Классы: _____. Руководитель кружка: _____

Lesson: Exam 5

Aims of the activity:

Educational aim: to learn basic greetings
to learn how to ask and answer questions

Educative aim: to bring up them to be friendly

Developing aim: to enable pupils to ask and answer questions

The demand of the state educational standard: get the level A1

Type of the activity: visual

Method: interactive teaching method

Equipment: Textbook, the DVD of the book, puppets, computer, overhead projector

Form: listening, speaking

I. Introduction:

to make pupils feel themselves comfortable and interested at the lesson.

Length and place in the activity: short, at the beginning.

-Good morning, pupils!

-I'm glad to see you.

II. Reflection and assessment.

Length and place in the lesson: 10 min., at the beginning.

Activity 1 Listen and sing

Objective: to sing the song “Good morning”

Pupils listen the song “Good morning” and repeat together with teacher

Good morning to you, good morning to you.

Good morning, good morning,

Good morning to you.

III. Procedure of a new activity.

Length and place in the activity: 10 min., after presentation.

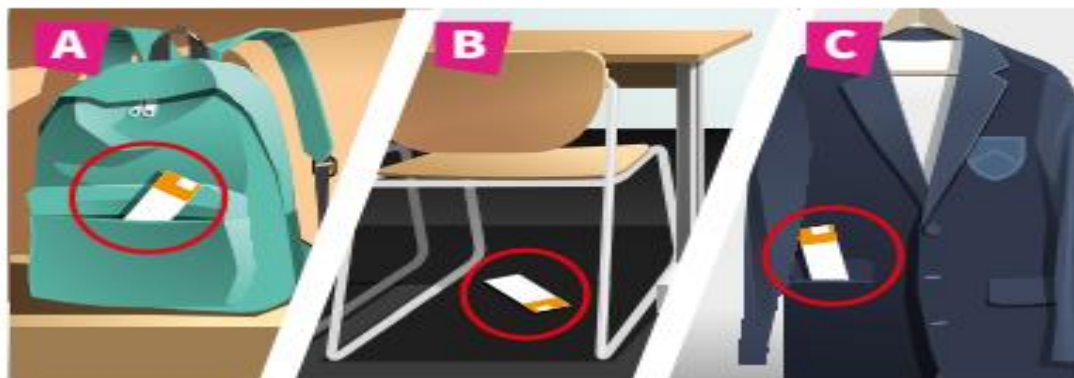
1. Read questions 1–5 and look at the pictures. What can you see in each picture?

2 Listen to five short conversations. For each question, choose the correct picture (A, B or C)

1 What was Bella happy with at the party?



2 Where is Kyle's ticket?



Evaluating.

Giving homework.

Зам директора школы _____ дата _____ 20 _____ год

Дата: “__” _____ 20____ год. Классы: _____. Руководитель кружка: _____

Lesson: Reaching agreement

Aims of the activity:

Educational aim: to learn basic greetings
to learn how to ask and answer questions

Educative aim: to bring up them to be friendly

Developing aim: to enable pupils to ask and answer questions

The demand of the state educational standard: get the level A1

Type of the activity: visual

Method: interactive teaching method

Equipment: Textbook, the DVD of the book, puppets, computer, overhead projector

Form: listening, speaking

I. Introduction:

to make pupils feel themselves comfortable and interested at the lesson.

Length and place in the activity: short, at the beginning.

-Good morning, pupils!

-I'm glad to see you.

II. Reflection and assessment.

Length and place in the lesson: 10 min., at the beginning.

Activity 1 Listen and sing

Objective: to sing the song “Good morning”

Pupils listen the song “Good morning” and repeat together with teacher

Good morning to you, good morning to you.

Good morning, good morning,

Good morning to you.

III. Procedure of a new activity.

Length and place in the activity: 10 min., after presentation.

1. Read the sentences. Answer the questions

Let's agree to disagree.

We can find a 'win-win' solution.

1 What do you think the sentences mean?

2 Which sentence do you prefer? Why?

3 When do you need to make decisions? For example, think about doing a class project, going to an event or watching TV.

2 Do you ever disagree with friends about these things? How do you reach an agreement?

What to do at the weekend

What to buy a friend for their birthday

What topic to choose for a school project

3 Read the problems on Danny's page quickly and write the names on the correct replies. Do you have any problems like these in your life?

4 Read the texts again. Which person/people has/have these problems? Which person/people ...

1 has/have a problem with a friend?

2 has/have a problem with a family member?

3 has/have a problem at school?

4 hasn't/haven't got a lot of time?

5 wants/want to go to the cinema?

6 maybe needs/need to agree to disagree?

5 Complete the sentences with the highlighted words from the texts.

1 I don't _____ with the things my friend does in class. She doesn't listen to the teacher.

2 Do you agree or _____ with the idea of going to the cinema?

3 I hope you _____ the film.

Evaluating.

Giving homework.

Зам директора школы _____ дата _____ 20____ год

Дата: “__” _____ 20____ год. Классы: _____. Руководитель кружка: _____

Lesson: An invitation

Aims of the activity:

Educational aim: to learn basic greetings
to learn how to ask and answer questions

Educative aim: to bring up them to be friendly

Developing aim: to enable pupils to ask and answer questions

The demand of the state educational standard: get the level A1

Type of the activity: visual

Method: interactive teaching method

Equipment: Textbook, the DVD of the book, puppets, computer, overhead projector

Form: listening, speaking

I. Introduction:

to make pupils feel themselves comfortable and interested at the lesson.

Length and place in the activity: short, at the beginning.

-Good morning, pupils!

-I'm glad to see you.

II. Reflection and assessment.

Length and place in the lesson: 10 min., at the beginning.

Activity 1 Listen and sing

Objective: to sing the song “Good morning”

Pupils listen the song “Good morning” and repeat together with teacher

Good morning to you, good morning to you.

Good morning, good morning,

Good morning to you.

III. Procedure of a new activity.

Length and place in the activity: 10 min., after presentation.

5. Complete the sentences with the highlighted words from the texts.

1 I don't _____ with the things my friend does in class. She doesn't listen to the teacher.

2 Do you agree or _____ with the idea of going to the cinema?

3 I hope you _____ the film.

4 Can you give me some _____? I don't know what to do.

5 I'm _____. I can't go to the cinema with my friends. My mum and dad want me to stay at home with my little brother.

6 Maybe you don't agree. In that _____, you can make your own plans.

6 Listen to Lola, Oscar and Daisy talking. What are they planning?

a They are making plans to go the cinema.

b They are making plans to study for their maths exam together.

c They are making plans for a surprise party.

7 Listen again and choose the correct words to complete the sentences.

1 First, they need to decide on a _____ for the party.

a present b day

2 They decide to meet on _____.

a Sunday night b Saturday afternoon

3 Lola thinks it's a good idea to get a _____.

a basketball shirt b notebook

4 Oscar thinks it's a better idea to get a _____.

a T-shirt b CD

5 Michael loves _____.

a listening to music b going to the cinema

6 They decide to _____.

a get nothing b get a CD and a book

7 Oscar wants to _____.

a buy a cake at the shop b make a cake

8 Lola needs to _____.

a study b help her mum

Evaluating.

Giving homework.

Зам директора школы _____ дата _____ 20____ год

Дата: “ ” 20 год. Классы: . Руководитель кружка: _____

Lesson: Project presentations

Aims of the activity:

- Educational aim:** to learn basic greetings
to learn how to ask and answer questions
- Educative aim:** to bring up them to be friendly
- Developing aim:** to enable pupils to ask and answer questions
- The demand of the state educational standard:** get the level A1

Type of the activity: visual

Method: interactive teaching method

Equipment: Textbook, the DVD of the book, puppets, computer, overhead projector

Form: listening, speaking

I. Introduction:

to make pupils feel themselves comfortable and interested at the lesson.

Length and place in the activity: short, at the beginning.

-Good morning, pupils!

-I'm glad to see you.

II. Reflection and assessment.

Length and place in the lesson: 10 min., at the beginning.

Activity 1 Listen and sing

Objective: to sing the song “Good morning”

Pupils listen the song “Good morning” and repeat together with teacher

Good morning to you, good morning to you.

Good morning, good morning,

Good morning to you.

III. Procedure of a new activity.

Length and place in the activity: 10 min., after presentation.

1 Dear Danny,
I want to go to see a film tonight, but my best friend wants to play basketball. We always play basketball and I'm bored! What can I do?
Regards,
Bored Best Friend

2 Dear Danny,
I have a problem. My best friend is often not nice to our maths teacher. She doesn't listen, she never does her homework and she says bad things about the teacher. I tell her to stop, but she gets angry with me. What can I do? Thanks for your help.
Unhappy Friend

A Dear _____,
It's important for you and your sister to agree because you haven't got a lot of time. Make a list of good things about each present to help you decide. Then go shopping and choose the present together. Try to find a win-win solution.
Enjoy shopping and happy birthday to your brother! Danny

B Dear _____,
This is often a problem with friends and family. You can talk to your friend and ask to do something different, or you can talk to your friend about how you feel. Maybe agree to disagree. In that case, go to the cinema alone or with another friend.
Good luck! Danny

3 Dear Danny,
It's my brother's birthday at the weekend. My sister wants to buy him a T-shirt, but I want to buy him a book. We have only £15 and only one day to go shopping. What do you think?
Birthday Brother

C Dear _____,
I think it's a good idea to talk to your friend and tell her to stop. You can tell her that it's important to be good in class and that you don't like what she's doing. Is she finding maths difficult? Does your friend need help studying? Listen carefully to your friend to help her.
Enjoy your lessons at school!
Good luck! Danny

PROJECT Planning a surprise party

In small groups, plan a party to surprise a friend.

- Think about:
 - who the party is for
 - when the party is
 - where the party is
 - what food and drink you want
 - what you need to do
 - what you need to buy

Evaluating.

Giving homework.

Зам директора школы _____ дата _____ 20 _____ год

Дата: “__” _____ 20____ год. Классы: _____. Руководитель кружка: _____

Lesson: Review

Aims of the activity:

- Educational aim:** to learn basic greetings
to learn how to ask and answer questions
- Educative aim:** to bring up them to be friendly
- Developing aim:** to enable pupils to ask and answer questions

The demand of the state educational standard: get the level A1

Type of the activity: visual

Method: interactive teaching method

Equipment: Textbook, the DVD of the book, puppets, computer, overhead projector

Form: listening, speaking

I. Introduction:

to make pupils feel themselves comfortable and interested at the lesson.

Length and place in the activity: short, at the beginning.

-Good morning, pupils!

-I'm glad to see you.

II. Reflection and assessment.

Length and place in the lesson: 10 min., at the beginning.

Activity 1 Listen and sing

Objective: to sing the song “Good morning”

Pupils listen the song “Good morning” and repeat together with teacher

Good morning to you, good morning to you.

Good morning, good morning,

Good morning to you.

III. Procedure of a new activity.

Length and place in the activity: 10 min., after presentation.

1. Match the sports equipment words to the photos



ball bat racket stick

Now match the equipment to these sports.

baseball basketball hockey rugby table tennis tennis volleyball

2. Put the words into the correct column

athletics cereal cheese classical music cold meat cycling dessert dinner drums fish fruit gymnastics keyboard hip-hop jazz juice opera piano pop rap rice rock sailing saxophone snowboarding soul tomatoes vegetables violin

Food	Music	Sport
------	-------	-------

3. Complete the missing words in each sentence.

- 1 Please can you p__ your school bag after breakfast?
- 2 I want to m__ a music video with my brother.
- 3 He likes cooking a__ . He doesn't like cooking with other people.
- 4 That's a f__ idea. I think it's really good.
- 5 Do you always t__ your bedroom at weekends?
- 6 My sister is u__ because she can't come to the party.

Evaluating.

Giving homework.

Зам директора школы _____ дата _____ 20__ год

Дата: “__” _____ 20____ год. Классы: _____. Руководитель кружка: _____

Lesson: Exam 6

Aims of the activity:

Educational aim: to learn basic greetings
to learn how to ask and answer questions

Educative aim: to bring up them to be friendly

Developing aim: to enable pupils to ask and answer questions

The demand of the state educational standard: get the level A1

Type of the activity: visual

Method: interactive teaching method

Equipment: Textbook, the DVD of the book, puppets, computer, overhead projector

Form: listening, speaking

I. Introduction:

to make pupils feel themselves comfortable and interested at the lesson.

Length and place in the activity: short, at the beginning.

-Good morning, pupils!

-I'm glad to see you.

II. Reflection and assessment.

Length and place in the lesson: 10 min., at the beginning.

Activity 1 Listen and sing

Objective: to sing the song “Good morning”

Pupils listen the song “Good morning” and repeat together with teacher

Good morning to you, good morning to you.

Good morning, good morning,

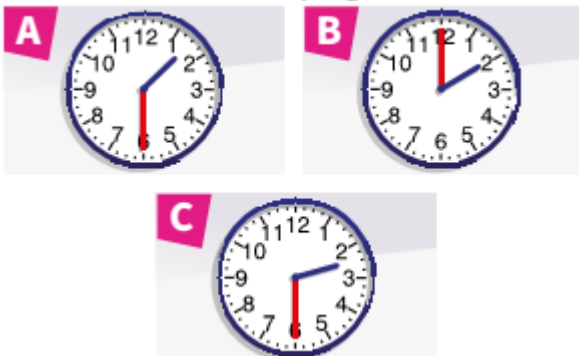
Good morning to you.

III. Procedure of a new activity.

Length and place in the activity: 10 min., after presentation.

1. Listen to five short conversations. For each question, choose the correct picture

1 What time do they agree to meet?



2 Which instrument does Mona need to practise tonight?



Read the text and answer the questions.

- 1 Which country does the game come from?
- 2 How old is the game?
- 3 How many players are there in a game of tamburello?
- 4 What do the players hit the ball with?
- 5 How many games are there in a tamburello match?
- 6 What two things in tamburello are like the game of tennis?

Put the words in order to make questions.

- 1 name / your / what's / ?
- 2 you / where / live / do / ?
- 3 old / you / how / are / ?
- 4 favourite / what's / sport / your / ?

Evaluating.

Giving homework.

Зам директора школы _____ дата _____ 20__ год

Дата: “__” _____ 20____ год. Классы: _____. Руководитель кружка: _____

Lesson: Feedback

Aims of the activity:

Educational aim: to learn basic greetings
to learn how to ask and answer questions

Educative aim: to bring up them to be friendly

Developing aim: to enable pupils to ask and answer questions

The demand of the state educational standard: get the level A1

Type of the activity: visual

Method: interactive teaching method

Equipment: Textbook, the DVD of the book, puppets, computer, overhead projector

Form: listening, speaking

I. Introduction:

to make pupils feel themselves comfortable and interested at the lesson.

Length and place in the activity: short, at the beginning.

-Good morning, pupils!

-I'm glad to see you.

II. Reflection and assessment.

Length and place in the lesson: 10 min., at the beginning.

Activity 1 Listen and sing

Objective: to sing the song “Good morning”

Pupils listen the song “Good morning” and repeat together with teacher

Good morning to you, good morning to you.

Good morning, good morning,

Good morning to you.

III. Procedure of a new activity.

Length and place in the activity: 10 min., after presentation.

Tamburello is a sport from the north of Italy. It is a very old sport. The first games were in the 16th century. Players can play the game inside or outside. It's a team sport and there are usually three players in each team. Players hit the small tennis ball to players in the other team. But they don't use bats or rackets to hit the ball. They use tambourines. Have a look at the photo. Yes, the players have got tambourines in their hands. The Italian word for tambourine is tamburello. That's how the sport gets its name. A player in one team hits the ball over the line to players in the other team. A player in the other team hits it back. When a player doesn't hit the ball or when the ball goes too far, the other team wins a point. There are four points in each game. That's the same as the points in tennis. When players play a match, they usually play 13 games.



In pairs, talk about music. Take turns to speak.

- Let's talk about music. What kind of music do you listen to?*
- When do you listen to music?*
- Do you listen to music on your phone?*
- Who is your favourite singer / favourite band?*
- Tell me something about your singer / band.*

Evaluating.

Giving homework.

Зам директора школы _____ дата _____ 20__ год

Дата: “ ” 20 год. Классы: . Руководитель кружка: _____

Lesson: Women in history

Aims of the activity:

- Educational aim:** to learn basic greetings
to learn how to ask and answer questions
- Educative aim:** to bring up them to be friendly
- Developing aim:** to enable pupils to ask and answer questions
- The demand of the state educational standard:** get the level A1

Type of the activity: visual

Method: interactive teaching method

Equipment: Textbook, the DVD of the book, puppets, computer, overhead projector

Form: listening, speaking

I. Introduction:

to make pupils feel themselves comfortable and interested at the lesson.

Length and place in the activity: short, at the beginning.

-Good morning, pupils!

-I'm glad to see you.

II. Reflection and assessment.

Length and place in the lesson: 10 min., at the beginning.

Activity 1 Listen and sing

Objective: to sing the song “Good morning”

Pupils listen the song “Good morning” and repeat together with teacher

Good morning to you, good morning to you.

Good morning, good morning,

Good morning to you.

III. Procedure of a new activity.

Length and place in the activity: 10 min., after presentation.

1. Look at the photos in the quiz. Can you name any of these people? Do you know, or can you guess, why they are famous?

2 Match the photos to the quiz questions.

3 Complete the quiz questions with the words in the box.

climbed crossed died opened painted played published received recorded travelled

Student B: Cleopatra died.

Women in history

- 1 Cleopatra, Queen of Egypt and the last pharaoh,**
A in 180 BCE.
B in 70 BCE.
C in 30 BCE.
- 2 Marie Curie** the Nobel Prize in chemistry
A in December 1911.
B in December 1925.
C in December 1950.
- 3 Valentina Tereshkova** into space
A on 12th August 1961.
B on 3rd April 1962.
C on 16th June 1963.
- 4 Amelia Earhart** the Atlantic Ocean, alone, by plane
A in 1932.
B in 1941.
C in 1950.
- 5 Coco Chanel** her first shop in Deauville, France
A in the 18th century.
B in the 19th century.
C in the 20th century.
- 6 Frida Kahlo** her self-portrait with parrots
A in 1920.
B in 1935.
C in 1941.
- 7 Serena Williams** her first match at Wimbledon
A in 1996.
B in 1998.
C in 2000.
- 8 Junko Tabei** Mount Everest
A on 16th May 1975.
B on 5th April 1977.
C on 12th May 1980.
- 9 J. K. Rowling** her first Harry Potter book
A in March 1985.
B in June 1997.
C in July 2004.
- 10 Ella Fitzgerald** her first song
A in 1928.
B in 1930.
C in 1936.

**Evaluating.
Giving homework.**

Зам директора школы _____ дата _____ 20 _____ год

Дата: “__” _____ 20__ год. Классы: _____. Руководитель кружка: _____

Lesson: Talking about the past

Aims of the activity:

- Educational aim:* to learn basic greetings
to learn how to ask and answer questions
- Educative aim:* to bring up them to be friendly
- Developing aim:* to enable pupils to ask and answer questions

The demand of the state educational standard: get the level A1

Type of the activity: visual

Method: interactive teaching method

Equipment: Textbook, the DVD of the book, puppets, computer, overhead projector

Form: listening, speaking

I. Introduction:

to make pupils feel themselves comfortable and interested at the lesson.

Length and place in the activity: short, at the beginning.

-Good morning, pupils!

-I'm glad to see you.

II. Reflection and assessment.

Length and place in the lesson: 10 min., at the beginning.

Activity 1 Listen and sing

Objective: to sing the song “Good morning”

Pupils listen the song “Good morning” and repeat together with teacher

Good morning to you, good morning to you.

Good morning, good morning,

Good morning to you.

III. Procedure of a new activity.

Length and place in the activity: 10 min., after presentation.

1. Look at the answers to the quiz again. Complete the rules for in and on

We use *in / on* for the date and the day.

..... *12th August 1961* / *Tuesday*.

We use *in / on* for months, years and centuries.

..... *January* / *2004* /

..... *the 20th century*.

2. In pairs, test your partner

In 1998

Serena Williams played her first match at Wimbledon.

3. Read the sentences. Look at the letters in purple. What do we add to the verbs to make the past tense?

Ada Lovelace completed the first computer program in 1842.

NASA's Curiosity Mars Rover landed on Mars on 6th August 2012.

4 Look at the verbs in the table. Write the past simple forms of the verbs in the box in the correct column

clean	complete	cook	copy	enjoy	finish	help	invite	join	paint
phone	plan	play	prefer	study	want				

climb → **climbed**

change → **changed**

carry → **carried**

stay → **stayed**

stop → **stopped**

cleaned

Evaluating.

Giving homework.

Зам директора школы _____ дата _____ 20__ год