



# ДОКУМЕНТЫ КРУЖКА

*РАБОТЫ С ОДАРЁННЫМИ УЧЕНИКАМИ  
ПО АНГЛИЙСКОМУ ЯЗЫКУ ДЛЯ 7-8 КЛАССА  
ОБЩЕОБРАЗОВАТЕЛЬНОЙ ШКОЛЫ № \_\_\_\_\_  
ПРИ ОТДЕЛЕ НАРОДНОГО ОБРАЗОВАНИЯ*

\_\_\_\_\_

*УПРАВЛЕНИИ НАРОДНОГО ОБРАЗОВАНИЯ*

\_\_\_\_\_

\_\_\_\_\_

*20\_\_-20\_\_ УЧЕБНЫЙ ГОД*

### Информация о членах кружка

<i>n/n</i>	<b>Имя фамилия</b>	<b>Год рождения</b>	<b>Класс</b>	<b>Адрес</b>	<b>Родители</b>	<b>Номер телефони</b>	<b>Прим.</b>
<i>1.</i>							
<i>2.</i>							
<i>3.</i>							
<i>4.</i>							
<i>5.</i>							
<i>6.</i>							
<i>7.</i>							
<i>8.</i>							
<i>9.</i>							
<i>10.</i>							
<i>11.</i>							
<i>12.</i>							
<i>13.</i>							
<i>14.</i>							

<i>15.</i>							
<i>16.</i>							
<i>17.</i>							
<i>18.</i>							
<i>19.</i>							
<i>20.</i>							
<i>21.</i>							
<i>22.</i>							
<i>23.</i>							
<i>24.</i>							
<i>25.</i>							
<i>26.</i>							
<i>27.</i>							
<i>28.</i>							
<i>29.</i>							
<i>30.</i>							





«Утверждаю»  
Директор школы:

« \_\_\_\_ » \_\_\_\_\_ 20\_\_ г

«Согласован»  
Зам директора школы:

« \_\_\_\_ » \_\_\_\_\_ 20\_\_ г

### ПЛАН

кружка « \_\_\_\_\_ » на 20\_\_-20\_\_ учебный год

п/п	Темы	часы	число	прим
1.	How often do you go snowboarding?	1		
2.	Sports equipment	1		
3.	My morning routine	1		
4.	Tell us about your day	1		
5.	Feel great in the morning 2	1		
6.	Paralympic athletes	1		
7.	Musical instruments	1		
8.	The music business	1		
9.	Review	1		
10.	Feelings	1		
11.	Activity days	1		
12.	At a party 2	1		
13.	Exam 5	1		
14.	An invitation	1		
15.	Review	1		
16.	Feedback	1		
17.	Talking about the past	1		
18.	Making comparisons	1		
19.	The history of computers	1		
20.	Computers and the internet 2	1		
21.	A blog post	1		
22.	Review	1		
23.	Feedback 1	1		
24.	Giving advice	1		
25.	Health	1		
26.	Exam 3	1		
27.	In town	1		
28.	Edinburgh	1		
29.	My city	1		
30.	Exam 4	1		
31.	My area	1		
32.	The Yeti	1		
33.	The weather	1		
34.	Exam 5	1		

Дата: “\_\_” \_\_\_\_\_ 20\_\_ год. Классы: \_\_\_\_\_. Руководитель кружка: \_\_\_\_\_

**Lesson: How often do you go snowboarding?**

**Aims of the activity:**

- Educational aim:** to learn basic greetings  
to learn how to ask and answer questions
- Educative aim:** to bring up them to be friendly
- Developing aim:** to enable pupils to ask and answer questions
- The demand of the state educational standard:** get the level A1

**Type of the activity:** visual

**Method:** interactive teaching method

**Equipment:** Textbook, the DVD of the book, puppets, computer, overhead projector

**Form:** listening, speaking

**I. Introduction:**

to make pupils feel themselves comfortable and interested at the lesson.

**Length and place in the activity:** short, at the beginning.

-Good morning, pupils!

-I'm glad to see you.

**II. Reflection and assessment.**

**Length and place in the lesson:** 10 min., at the beginning.

**Activity 1 Listen and sing**

**Objective:** to sing the song “Good morning”

*Pupils listen the song “Good morning” and repeat together with teacher*

Good morning to you, good morning to you.

Good morning, good morning,

Good morning to you.

**III. Procedure of a new activity.**

**Length and place in the activity:** 10 min., after presentation.

**1. Look at these examples from the blogs.**

*The adverbs of frequency are in purple.*

*My team always plays a match on Saturday or Sunday. It's never boring.*

*It's usually quiet.*

*I often go with my little sister and other young people.*

*I sometimes go snowboarding with Mum.*

*Write the words in purple on the right place on the line*

0%

a ..... b ..... c ..... d ..... e ..... 100%

**2. Answer the questions.**

1 Which sentences in Exercise 1 have a present simple verb?

2 Which sentences in Exercise 1 have the verb be?

**3 Choose the correct words to complete the rules**

*In sentences with the verb be, we put the adverb of frequency before/ after the verb.*

*In sentences with the present simple, we put the adverb of frequency before/ after the verb*

**4. Read the examples and choose the correct words to complete the rules.**

**People don't always play sport in teams.**

*Ben doesn't usually go snowboarding with his dad.*

*Do you sometimes play volleyball with friends?*

*Is rugby often dangerous?*

*Football isn't always boring!*

*In negatives and questions with the present simple, we put the adverb of frequency before / after the main verb. In*

*negatives and questions with the verb be, we put the adverb of frequency before/ after the verb be.*

**Evaluating.**

**Giving homework.**

Зам директора школы \_\_\_\_\_ дата \_\_\_\_\_ 20\_\_ год

Дата: “\_\_” \_\_\_\_\_ 20\_\_\_\_ год. Классы: \_\_\_\_\_. Руководитель кружка: \_\_\_\_\_

**Lesson: Sports equipment**

*Aims of the activity:*

**Educational aim:** to learn basic greetings  
to learn how to ask and answer questions

**Educative aim:** to bring up them to be friendly

**Developing aim:** to enable pupils to ask and answer questions

**The demand of the state educational standard:** get the level A1

**Type of the activity:** visual

**Method:** interactive teaching method

**Equipment:** Textbook, the DVD of the book, puppets, computer, overhead projector

**Form:** listening, speaking

**I. Introduction:**

to make pupils feel themselves comfortable and interested at the lesson.

**Length and place in the activity:** short, at the beginning.

-Good morning, pupils!

-I'm glad to see you.

**II. Reflection and assessment.**

**Length and place in the lesson:** 10 min., at the beginning.

**Activity 1 Listen and sing**

**Objective:** to sing the song “Good morning”

*Pupils listen the song “Good morning” and repeat together with teacher*

Good morning to you, good morning to you.

Good morning, good morning,

Good morning to you.

**III. Procedure of a new activity.**

**Length and place in the activity:** 10 min., after presentation.




**1. Match the photos A–E to the words in the box**



bat ball board racket stick

**2. Complete the table with the sports in the box. Some sports can go in more than one column.**

badminton baseball basketball cycleball cycling football gilli-danda hockey octopush rugby running sailing skating snowboarding surfing swimming table tennis tennis volleyball

		
Use a stick, a racket or a bat	Use a ball	Use a board

**Evaluating.**

**Giving homework.**

Зам директора школы \_\_\_\_\_ дата \_\_\_\_\_ 20\_\_ год



Дата: “\_\_” \_\_\_\_\_ 20\_\_\_\_ год. Классы: \_\_\_\_\_. Руководитель кружка: \_\_\_\_\_

## Lesson: My morning routine

### Aims of the activity:

**Educational aim:** to learn basic greetings  
to learn how to ask and answer questions

**Educative aim:** to bring up them to be friendly

**Developing aim:** to enable pupils to ask and answer questions

**The demand of the state educational standard:** get the level A1

**Type of the activity:** visual

**Method:** interactive teaching method

**Equipment:** Textbook, the DVD of the book, puppets, computer, overhead projector

**Form:** listening, speaking

### I. Introduction:

to make pupils feel themselves comfortable and interested at the lesson.

**Length and place in the activity:** short, at the beginning.

-Good morning, pupils!

-I'm glad to see you.

### II. Reflection and assessment.

**Length and place in the lesson:** 10 min., at the beginning.

#### Activity 1 Listen and sing

**Objective:** to sing the song “Good morning”

*Pupils listen the song “Good morning” and repeat together with teacher*

Good morning to you, good morning to you.

Good morning, good morning,

Good morning to you.

### III. Procedure of a new activity.

**Length and place in the activity:** 10 min., after presentation.

#### 1. Match the photos to the phrases in the box

*brush your hair check your messages clean your teeth get dressed have breakfast leave the house prepare your school bag put on your shoes tidy your room wake up*



3. Can you remember Maddie's routine? Complete the sentences with the times in the box. You don't need to use all the times

6.00	6.30	6.45	6.50	7.00	7.10
7.15	7.30	7.40	8.00	8.10	

1. My alarm goes off at .
- 2 I get up at .
- 3 I clean my teeth at .
- 4 I get dressed at .
- 5 I prepare my school bag at .
- 6 I put my shoes on and leave home at .

4. In pairs or small groups, talk about your morning routine

I wake up at seven o'clock.

I get dressed and then I have breakfast.

### Evaluating.

### Giving homework.

Зам директора школы \_\_\_\_\_ дата \_\_\_\_\_ 20\_\_ год

**веб-сайтимиз: [Zokirjon.com](http://Zokirjon.com)**

***Zokirjon.com* веб-сайти орқали ўзингиз учун керакли маълумотларни юклаб олинг.**

***Зокиржон Админ билан***

***90-834-22-66* номердаги телеграм орқали боғланишингиз *nza234* излаб телеграмдан ёзишингиз сўралади.**

***Телеграмда мурожатингизга ўз вақтида жавоб берилади***


***40* листдан иборат бўш ўзлаштирувчи ўқувчилар учун **английский язык 7-8 класс** **34** часа кружокни тўлиқ ҳолда олиш учун телеграмдан ёзинг.**

**Телеграм каналимиз:**

**@maktablar\_uchun\_hujjatlar**

**Тўлов учун: ХУМО 9860230104973329**

**Пластик эгаси Набиев Зокиржон**



**ДИҚҚАТ!!!**

Бу ҳужжатни ҳеч кимга тарқатмаслик шарти билан олишингиз мумкин. Сизга бу **ОМОНАТ** қилиб берилади. Тўлиқ ҳолда олганингиздан сўнг: Фақат ўзингиз учун фойдаланинг. Ҳеч кимга берманг ҳаттоки энг яқин инсонингизга ҳам. Интернет веб-сайтларга жойламанг. Телеграм орқали канал ва группаларга тарқатманг.

**ОМОНАТГА ҲИЁНАТ ҚИЛМАНГ.**