



ДОКУМЕНТЫ КРУЖКА

*РАБОТЫ С ОТСТАЮЩИМИ УЧЕНИКАМИ ПО
АНГЛИЙСКОМУ ЯЗЫКУ ДЛЯ 7-8 КЛАССА
ОБЩЕОБРАЗОВАТЕЛЬНОЙ ШКОЛЫ № _____
ПРИ ОТДЕЛЕ НАРОДНОГО ОБРАЗОВАНИЯ*

УПРАВЛЕНИЯ НАРОДНОГО ОБРАЗОВАНИЯ

20__-20__ УЧЕБНЫЙ ГОД

Информация о членах кружка

<i>n/n</i>	Имя фамилия	Год рождения	Класс	Адрес	Родители	Номер телефони	Прим.
<i>1.</i>							
<i>2.</i>							
<i>3.</i>							
<i>4.</i>							
<i>5.</i>							
<i>6.</i>							
<i>7.</i>							
<i>8.</i>							
<i>9.</i>							
<i>10.</i>							
<i>11.</i>							
<i>12.</i>							
<i>13.</i>							
<i>14.</i>							

<i>15.</i>							
<i>16.</i>							
<i>17.</i>							
<i>18.</i>							
<i>19.</i>							
<i>20.</i>							
<i>21.</i>							
<i>22.</i>							
<i>23.</i>							
<i>24.</i>							
<i>25.</i>							
<i>26.</i>							
<i>27.</i>							
<i>28.</i>							
<i>29.</i>							
<i>30.</i>							

«Утверждаю»
Директор школы:

« ____ » _____ 20__ г

«Согласован»
Зам директора школы:

« ____ » _____ 20__ г

ПЛАН

кружка « _____ » на 20__-20__ учебный год

п/п	Темы	часы	число	прим
1.	Sports	1		
2.	Unusual sports	1		
3.	Exam	1		
4.	What are you doing today?	1		
5.	Feel great in the morning 1	1		
6.	The paralympic games	1		
7.	Project presentations	1		
8.	I don't like practicing	1		
9.	Music lessons	1		
10.	Exam	1		
11.	It was amazing	1		
12.	At a party	1		
13.	Review	1		
14.	Reaching agreement	1		
15.	Project presentations	1		
16.	Exam 6	1		
17.	Women in history	1		
18.	Food	1		
19.	The fastest and most popular	1		
20.	Computers and the internet 1	1		
21.	Writing a blog	1		
22.	Project presentations	1		
23.	Exam 2	1		
24.	Illnesses	1		
25.	What's so great about running?	1		
26.	Review	1		
27.	Feedback	1		
28.	Locations and directions	1		
29.	Rob's visit to Edinburgh	1		
30.	Review	1		
31.	Scotland	1		
32.	Geographical features	1		
33.	Loch Ness	1		
34.	Review	1		

Дата: “__” _____ 20____ год. Классы: _____. Руководитель кружка: _____

Lesson: Sports

Aims of the activity:

Educational aim: to learn basic greetings
to learn how to ask and answer questions

Educative aim: to bring up them to be friendly

Developing aim: to enable pupils to ask and answer questions

The demand of the state educational standard: get the level A1

Type of the activity: visual

Method: interactive teaching method

Equipment: Textbook, the DVD of the book, puppets, computer, overhead projector

Form: listening, speaking

I. Introduction:

to make pupils feel themselves comfortable and interested at the lesson.

Length and place in the activity: short, at the beginning.

-Good morning, pupils!

-I'm glad to see you.

II. Reflection and assessment.

Length and place in the lesson: 10 min., at the beginning.

Activity 1 Listen and sing

Objective: to sing the song “Good morning”

Pupils listen the song “Good morning” and repeat together with teacher


Good morning to you, good morning to you.

Good morning, good morning,

Good morning to you.

III. Procedure of a new activity.

Length and place in the activity: 10 min., after presentation.



1. Match the pictures A–M to the words in the box.

do athletics

do gymnastics

go cycling

go sailing

go skating

go snowboarding

go surfing

play badminton

play baseball

play hockey

play rugby

play table tennis

play volleyball

2. In pairs, ask and answer the questions.

1 Which of the sports do you do in teams (a group of people)? Which do you do alone (just one person)?

2 Which of the sports can you do both in teams and alone?

3 Which of these sports do you do?

4 Do you prefer team sports or sports you do alone? Why?

5. Read about Sophie and Ben again and answer the questions.

1 How many women and girls do Sophie's sport?

2 What does Sophie do at the weekend?

3 What does Sophie want to do at Loughborough University?

4 Where does Ben prefer to be?

5 Why does Ben go snowboarding every day?

6 Ben says he's 'goofy-foot'. What does 'goofy-foot' mean?

Evaluating.

Giving homework.

Зам директора школы _____ дата _____ 20__ год

Дата: “__” _____ 20____ год. Классы: _____. Руководитель кружка: _____

Lesson: Unusual sports

Aims of the activity:

- Educational aim:** to learn basic greetings
to learn how to ask and answer questions
- Educative aim:** to bring up them to be friendly
- Developing aim:** to enable pupils to ask and answer questions

The demand of the state educational standard: get the level A1

Type of the activity: visual

Method: interactive teaching method

Equipment: Textbook, the DVD of the book, puppets, computer, overhead projector

Form: listening, speaking

I. Introduction:

to make pupils feel themselves comfortable and interested at the lesson.

Length and place in the activity: short, at the beginning.

-Good morning, pupils!

-I'm glad to see you.

II. Reflection and assessment.

Length and place in the lesson: 10 min., at the beginning.

Activity 1 Listen and sing

Objective: to sing the song “Good morning”

Pupils listen the song “Good morning” and repeat together with teacher

Good morning to you, good morning to you.

Good morning, good morning,

Good morning to you.

III. Procedure of a new activity.

Length and place in the activity: 10 min., after presentation.

1. Look at the photos of the sports and games. What can you see?

2 Read the three texts and match them to the photos

1. CYCLEBALL

This sport is like football on bikes. There are two teams. Each team has usually got two players. The bikes don't have any brakes to stop them. Players in each team try to hit the ball into the goal. They can use their bike or their heads to do this. The ball is quite heavy – it weighs half a kilogram. The winning team is the team with the most goals at the end of the game.

2. GILLI-DANDA

This is an ancient sport from India. The players use two things: one long stick, called a danda and a short egg-shaped bat, called a gilli. There are two teams. One player puts the gillion the ground inside a small circle and hits it into the air with the danda. Then the player hits the gilli again and runs to touch a spot outside the circle to get a point



3 Read the three texts again. Are the sentences right (✓) or wrong (X)?

- 1 There are always two players in a cycleball team.
- 2 The ball in cycleball is small and light.
- 3 Players in cycleball can't hit the ball with their hands.
- 4 Gilli-dandacomes from India.
- 5 The stick and the bat in gilli-dandaare the same size.
- 6 Players use a small ball in gilli-danda.
- 7 People play octopush in teams.
- 8 Players in octopush hit the ball, or puck, with their hands.
- 9 Players in octopush swim underwater to play their game

Evaluating.

Giving homework.

Зам директора школы _____ дата _____ 20____ год

Дата: “__” _____ 20____ год. Классы: _____. Руководитель кружка: _____

Lesson: Exam

Aims of the activity:

Educational aim: to learn basic greetings
to learn how to ask and answer questions

Educative aim: to bring up them to be friendly

Developing aim: to enable pupils to ask and answer questions

The demand of the state educational standard: get the level A1

Type of the activity: visual

Method: interactive teaching method

Equipment: Textbook, the DVD of the book, puppets, computer, overhead projector

Form: listening, speaking

I. Introduction:

to make pupils feel themselves comfortable and interested at the lesson.

Length and place in the activity: short, at the beginning.

-Good morning, pupils!

-I'm glad to see you.

II. Reflection and assessment.

Length and place in the lesson: 10 min., at the beginning.

Activity 1 Listen and sing

Objective: to sing the song “Good morning”

Pupils listen the song “Good morning” and repeat together with teacher

Good morning to you, good morning to you.

Good morning, good morning,

Good morning to you.


III. Procedure of a new activity.

Length and place in the activity: 10 min., after presentation.

1. Look at the photo of the sport. Match the words 1–2 to A and B in the photo.

1 handle 2 net

2 Listen to an interview with a boy about his unusual sport. What's the name of the sport



3. Listen again, and choose the correct words.

1 There are four / six players in each team.

2 There are six / eighthandles on the ball.

3 Players throw / givethe ball to each other.

4 Players throw / put the ball in the net to score a goal

Think of a sport. Choose one from this unit or another sport that you know. In pairs, take turns to ask and answer the questions.

1 Do people do this sport inside or outside?

2 Is the sport on or under water?

3 Is this sport on snow?

4 What things do people need to do this sport?

5 Do people play this sport in your country?

Evaluating.

Giving homework.

Зам директора школы _____ дата _____ 20__ год

веб-сайтимиз: Zokirjon.com

***Zokirjon.com* веб-сайти орқали ўзингиз учун керакли маълумотларни юклаб олинг.**

Зокиржон Админ билан

***90-834-22-66* номердаги телеграм орқали боғланишингиз *nza234* излаб телеграмдан ёзишингиз сўралади.**

Телеграмда мурожатингизга ўз вақтида жавоб берилади


***40* листдан иборат бўш ўзлаштирувчи ўқувчилар учун **английский язык 7-8 класс** *34* часа кружокни тўлиқ ҳолда олиш учун телеграмдан ёзинг.**

Телеграм каналимиз:

[@maktablar_uchun_hujjatlar](https://t.me/maktablar_uchun_hujjatlar)

Тўлов учун: ХУМО 9860230104973329

Пластик эгаси Набиев Зокиржон



ДИҚҚАТ!!!

Бу ҳужжатни ҳеч кимга тарқатмаслик шарти билан олишингиз мумкин. Сизга бу **ОМОНАТ** қилиб берилади. Тўлиқ ҳолда олганингиздан сўнг: Фақат ўзингиз учун фойдаланинг. Ҳеч кимга берманг ҳаттоки энг яқин инсонингизга ҳам.

Интернет веб-сайтларга жойламанг. Телеграм орқали канал ва группаларга тарқатманг.

ОМОНАТГА ҲИЁНАТ ҚИЛМАНГ.