



ДОКУМЕНТЫ КРУЖКА

*РАБОТЫ С ОТСТАЮЩИМИ УЧЕНИКАМИ ПО
АНГЛИЙСКОМУ ЯЗЫКУ ДЛЯ 6-9 КЛАССА
ОБЩЕОБРАЗОВАТЕЛЬНОЙ ШКОЛЫ № _____
ПРИ ОТДЕЛЕ НАРОДНОГО ОБРАЗОВАНИЯ*

УПРАВЛЕНИИ НАРОДНОГО ОБРАЗОВАНИЯ

20__-20__ УЧЕБНЫЙ ГОД

Информация о членах кружка

<i>n/n</i>	Имя фамилия	Год рождения	Класс	Адрес	Родители	Номер телефони	Прим.
<i>1.</i>							
<i>2.</i>							
<i>3.</i>							
<i>4.</i>							
<i>5.</i>							
<i>6.</i>							
<i>7.</i>							
<i>8.</i>							
<i>9.</i>							
<i>10.</i>							
<i>11.</i>							
<i>12.</i>							
<i>13.</i>							
<i>14.</i>							

<i>15.</i>							
<i>16.</i>							
<i>17.</i>							
<i>18.</i>							
<i>19.</i>							
<i>20.</i>							
<i>21.</i>							
<i>22.</i>							
<i>23.</i>							
<i>24.</i>							
<i>25.</i>							
<i>26.</i>							
<i>27.</i>							
<i>28.</i>							
<i>29.</i>							
<i>30.</i>							

«Утверждаю»
Директор школы:

« ___ » _____ 20__ г

«Согласован»
Зам директора школы:

« ___ » _____ 20__ г

ПЛАН

кружка « _____ » на 20__-20__ учебный год

п/п	Темы	часы	число	прим
1.	Weather and the seasons	1		
2.	What's your favorite season?	1		
3.	Requests	1		
4.	Rosie and Tilly go camping	1		
5.	Street entertainment	1		
6.	Physical activities	1		
7.	Sweet ambition	1		
8.	Drinking water	1		
9.	The vegetable orchestra	1		
10.	How often do you go snowboarding?	1		
11.	Tell us about your day	1		
12.	Feel great in the morning 2	1		
13.	The music business	1		
14.	Feelings	1		
15.	At a party 2	1		
16.	Reaching agreement	1		
17.	Feedback	1		
18.	Women in history	1		
19.	Computers and the internet 1	1		
20.	Computers and the internet 2	1		
21.	Illnesses	1		
22.	Giving advice	1		
23.	In town	1		
24.	Rob's visit to Edinburgh	1		
25.	My area	1		
26.	The Yeti	1		
27.	Animals of the world	1		
28.	Yellowstone	1		
29.	At the hotel	1		
30.	A description of a home	1		
31.	World schooling	1		
32.	Materials	1		
33.	Holiday activities	1		
34.	Future plans	1		

Дата: “__” _____ 20____ год. Классы: _____. Руководитель кружка: _____

Lesson: Weather and the seasons

Aims of the activity:

Educational aim: to learn basic greetings
to learn how to ask and answer questions

Educative aim: to bring up them to be friendly

Developing aim: to enable pupils to ask and answer questions

The demand of the state educational standard: get the level A1

Type of the activity: visual

Method: interactive teaching method

Equipment: Textbook, the DVD of the book, puppets, computer, overhead projector

Form: listening, speaking

I. Introduction:

to make pupils feel themselves comfortable and interested at the lesson.

Length and place in the activity: short, at the beginning.

-Good morning, pupils!

-I'm glad to see you.

II. Reflection and assessment.

Length and place in the lesson: 10 min., at the beginning.

Activity 1 Listen and sing

Objective: to sing the song “Good morning”

Pupils listen the song “Good morning” and repeat together with teacher

Good morning to you, good morning to you.

Good morning, good morning,


Good morning to you.

III. Procedure of a new activity.

Length and place in the activity: 10 min., after presentation.

1. Listen and look.

2 Listen and repeat. Then match



a fall b drought c flood d monsoon e spring f storm g summer h thunder and lightning i winter

3. Listen and say yes or no. Then ask and answer

Is the weather in the spring cold and snowy?

No!

Evaluating.

Giving homework.

Зам директора школы _____ дата _____ 20__ год

Дата: “__” _____ 20____ год. Классы: _____. Руководитель кружка: _____

Lesson: What’s your favorite season?

Aims of the activity:

Educational aim: to learn basic greetings
to learn how to ask and answer questions

Educative aim: to bring up them to be friendly

Developing aim: to enable pupils to ask and answer questions

The demand of the state educational standard: get the level A1

Type of the activity: visual

Method: interactive teaching method

Equipment: Textbook, the DVD of the book, puppets, computer, overhead projector

Form: listening, speaking

I. Introduction:

to make pupils feel themselves comfortable and interested at the lesson.

Length and place in the activity: short, at the beginning.

-Good morning, pupils!

-I’m glad to see you.

II. Reflection and assessment.

Length and place in the lesson: 10 min., at the beginning.

Activity 1 Listen and sing

Objective: to sing the song “Good morning”

Pupils listen the song “Good morning” and repeat together with teacher

Good morning to you, good morning to you.

Good morning, good morning,

Good morning to you.

III. Procedure of a new activity.

Length and place in the activity: 10 min., after presentation.

14. Who’s speaking? Listen and say the names




Luca



Stacie



Palin



Elise

15. Listen again and complete the sentences.

1 Elise is from .

2 Palin’s favorite season is.

3 _____ likes going to summer camp.

4 Stacie went _____ on a lake last summer.

5 Luca _____ skiing

Evaluating.

Giving homework.

Зам директора школы _____ дата _____ 20____ год

Дата: “_” _____ 20 _____ год. Классы: _____. Руководитель кружка: _____

Lesson: Requests

Aims of the activity:

Educational aim: to learn basic greetings
to learn how to ask and answer questions

Educative aim: to bring up them to be friendly

Developing aim: to enable pupils to ask and answer questions

The demand of the state educational standard: get the level A1

Type of the activity: visual

Method: interactive teaching method

Equipment: Textbook, the DVD of the book, puppets, computer, overhead projector

Form: listening, speaking

I. Introduction:

to make pupils feel themselves comfortable and interested at the lesson.

Length and place in the activity: short, at the beginning.

-Good morning, pupils!

-I'm glad to see you.

II. Reflection and assessment.

Length and place in the lesson: 10 min., at the beginning.

Activity 1 Listen and sing

Objective: to sing the song “Good morning”

Pupils listen the song “Good morning” and repeat together with teacher

Good morning to you, good morning to you.

Good morning, good morning,

Good morning to you.

III. Procedure of a new activity.

Length and place in the activity: 10 min., after presentation.



Evaluating.

Giving homework.

Зам директора школы _____ дата _____ 20 _____ год

веб-сайтимиз: Zokirjon.com

***Zokirjon.com* веб-сайти орқали ўзингиз учун керакли маълумотларни юклаб олинг.**

Зокиржон Админ билан

***90-834-22-66* номердаги телеграм орқали боғланишингиз *nza234* излаб телеграмдан ёзишингиз сўралади.**

Телеграмда мурожаатингизга ўз вақтида жавоб берилади


***40* листдан иборат бўш ўзлаштирувчи ўқувчилар учун **английский язык 6-9 класс** **34** часа кружокни тўлиқ ҳолда олиш учун телеграмдан ёзинг.**

Телеграм каналимиз:

@maktablar_uchun_hujjatlar

Тўлов учун: ХУМО 9860230104973329

Пластик эгаси Набиев Зокиржон



ДИҚҚАТ!!!

Бу ҳужжатни ҳеч кимга тарқатмаслик шарти билан олишингиз мумкин. Сизга бу **ОМОНАТ** қилиб берилади. Тўлиқ ҳолда олганингиздан сўнг: Фақат ўзингиз учун фойдаланинг. Ҳеч кимга берманг ҳаттоки энг яқин инсонингизга ҳам. Интернет веб-сайтларга жойламанг. Телеграм орқали канал ва группаларга тарқатманг.

ОМОНАТГА ҲИЁНАТ ҚИЛМАНГ.