



ДОКУМЕНТЫ КРУЖКА

*РАБОТЫ С ОДАРЁННЫМИ УЧЕНИКАМИ
ПО АНГЛИЙСКОМУ ЯЗЫКУ ДЛЯ 6-7 КЛАССА
ОБЩЕОБРАЗОВАТЕЛЬНОЙ ШКОЛЫ №____
ПРИ ОТДЕЛЕ НАРОДНОГО ОБРАЗОВАНИЯ*

УПРАВЛЕНИИ НАРОДНОГО ОБРАЗОВАНИЯ

20__-20__ УЧЕБНЫЙ ГОД

Информация о членах кружка

<i>n/n</i>	Имя фамилия	Год рождения	Класс	Адрес	Родители	Номер телефони	Прим.
<i>1.</i>							
<i>2.</i>							
<i>3.</i>							
<i>4.</i>							
<i>5.</i>							
<i>6.</i>							
<i>7.</i>							
<i>8.</i>							
<i>9.</i>							
<i>10.</i>							
<i>11.</i>							
<i>12.</i>							
<i>13.</i>							
<i>14.</i>							

<i>15.</i>							
<i>16.</i>							
<i>17.</i>							
<i>18.</i>							
<i>19.</i>							
<i>20.</i>							
<i>21.</i>							
<i>22.</i>							
<i>23.</i>							
<i>24.</i>							
<i>25.</i>							
<i>26.</i>							
<i>27.</i>							
<i>28.</i>							
<i>29.</i>							
<i>30.</i>							

«Утверждаю»
Директор школы:

« ____ » _____ 20__ г

«Согласован»
Зам директора школы:

« ____ » _____ 20__ г

ПЛАН

кружка « _____ » на 20__-20__ учебный год

п/п	Темы	часы	число	прим
1.	Vacations and weather	1		
2.	Joe's school trip	1		
3.	Shadows in painting project	1		
4.	A camping trip	1		
5.	Story / Be resourceful	1		
6.	Estimating measurements	1		
7.	Who's the best at singing?	1		
8.	Story / Work together	1		
9.	Paola enters a competition	1		
10.	International dishes	1		
11.	Review	1		
12.	A cooking competition	1		
13.	Drinking water	1		
14.	Playing music	1		
15.	Story / Persevere	1		
16.	The vegetable orchestra	1		
17.	Exam 6	1		
18.	How often do you go snowboarding?	1		
19.	Sports equipment	1		
20.	My morning routine	1		
21.	Tell us about your day	1		
22.	Feel great in the morning 2	1		
23.	Paralympic athletes	1		
24.	Musical instruments	1		
25.	The music business	1		
26.	Review	1		
27.	Feelings	1		
28.	Activity days	1		
29.	<i>At a party 2</i>	1		
30.	Exam 5	1		
31.	<i>An invitation</i>	1		
32.	Review	1		
33.	Feedback	1		
34.	Talking about the past	1		

Дата: “__” _____ 20____ год. Классы: _____. Руководитель кружка: _____

Lesson: Vacations and weather

Aims of the activity:

Educational aim: to learn basic greetings
to learn how to ask and answer questions

Educative aim: to bring up them to be friendly

Developing aim: to enable pupils to ask and answer questions

The demand of the state educational standard: get the level A1

Type of the activity: visual

Method: interactive teaching method

Equipment: Textbook, the DVD of the book, puppets, computer, overhead projector

Form: listening, speaking

I. Introduction:

to make pupils feel themselves comfortable and interested at the lesson.

Length and place in the activity: short, at the beginning.

-Good morning, pupils!

-I'm glad to see you.

II. Reflection and assessment.

Length and place in the lesson: 10 min., at the beginning.

Activity 1 Listen and sing

Objective: to sing the song “Good morning”

Pupils listen the song “Good morning” and repeat together with teacher

Good morning to you, good morning to you.

Good morning, good morning,

Good morning to you.

III. Procedure of a new activity.

Length and place in the activity: 10 min., after presentation.

5. Read and listen. Then match

Where did you go on summer vacation?

1 I went to stay with my cousins in Colombia. It was hot and sunny. We went to the beach, and we went bodyboarding. It was great. Josh

2 I visited my pen pal in India. It was the monsoon season, and there was a lot of rain. We played soccer in the rain. It was fun! Luis

3 I stayed with my mom's friends in Bali. It was very windy, but there weren't any storms or rain. We went to a kite festival. It was fantastic. Nicola



6. Match the questions and answers.

1 Where did Josh go on summer vacation?

a He went bodyboarding.

2 What did Josh do there?

b No, there wasn't.

3 What was the weather like in India?

c He went to Colombia.

4 Was there a storm in Bali?

d Yes, they did.

5 Did the children enjoy their vacation?

e It was rainy

7. Ask and answer

Where did you go on summer vacation?

I went to Spain.

Evaluating.

Giving homework.

Зам директора школы _____ дата _____ 20____ год

Дата: “__” _____ 20____ год. Классы: _____. Руководитель кружка: _____

Lesson: Joe’s school trip

Aims of the activity:

Educational aim: to learn basic greetings
to learn how to ask and answer questions

Educative aim: to bring up them to be friendly

Developing aim: to enable pupils to ask and answer questions

The demand of the state educational standard: get the level A1

Type of the activity: visual

Method: interactive teaching method

Equipment: Textbook, the DVD of the book, puppets, computer, overhead projector

Form: listening, speaking

I. Introduction:

to make pupils feel themselves comfortable and interested at the lesson.

Length and place in the activity: short, at the beginning.

-Good morning, pupils!

-I’m glad to see you.

II. Reflection and assessment.

Length and place in the lesson: 10 min., at the beginning.

Activity 1 Listen and sing

Objective: to sing the song “Good morning”

Pupils listen the song “Good morning” and repeat together with teacher

Good morning to you, good morning to you.

Good morning, good morning,

Good morning to you.

III. Procedure of a new activity.

Length and place in the activity: 10 min., after presentation.

17. Read and listen



The Sonoran Desert
by Joe

Last spring, our class went to the Sonoran Desert in Mexico. It’s one of the biggest and hottest deserts in North America. We went in the spring because the summer is too hot.

We stayed there for a week. When we arrived, it was sunny and windy. On our first day, we visited the Altar sand dunes. Some of the dunes are more than one hundred meters high. They were beautiful, and we enjoyed climbing on them.

It’s very dry in the Sonoran Desert. There are lots of cacti, but there aren’t usually many other plants. We were lucky because on our second day, it started to rain. When it rains, the desert changes because flowers can grow. We went hiking on the last day, and there were beautiful flowers everywhere!

18. Read again and say true or false.

1 The Sonoran Desert is in Brazil.

2 It isn’t a big desert.

3 The desert is very hot in winter.

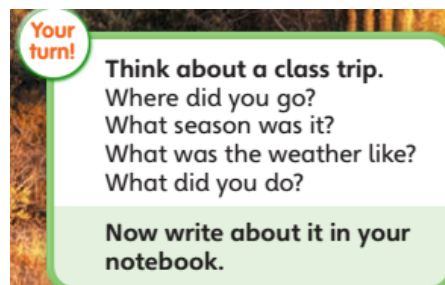
4 The sand dunes are very high.

5 It never rains in the Sonoran Desert.

6 Flowers can grow in the spring in the Sonoran Desert

Evaluating.

Giving homework.



Your turn!

Think about a class trip.
Where did you go?
What season was it?
What was the weather like?
What did you do?

Now write about it in your notebook.

Зам директора школы _____ дата _____ 20__ год

Дата: “__” _____ 20__ год. Классы: _____. Руководитель кружка: _____

Lesson: Shadows in painting project

Aims of the activity:

Educational aim: to learn basic greetings
to learn how to ask and answer questions

Educative aim: to bring up them to be friendly

Developing aim: to enable pupils to ask and answer questions

The demand of the state educational standard: get the level A1

Type of the activity: visual

Method: interactive teaching method

Equipment: Textbook, the DVD of the book, puppets, computer, overhead projector

Form: listening, speaking

I. Introduction:

to make pupils feel themselves comfortable and interested at the lesson.

Length and place in the activity: short, at the beginning.

-Good morning, pupils!

-I'm glad to see you.

II. Reflection and assessment.

Length and place in the lesson: 10 min., at the beginning.

Activity 1 Listen and sing

Objective: to sing the song “Good morning”

Pupils listen the song “Good morning” and repeat together with teacher

Good morning to you, good morning to you.

Good morning, good morning,

Good morning to you.

III. Procedure of a new activity.

Length and place in the activity: 10 min., after presentation.

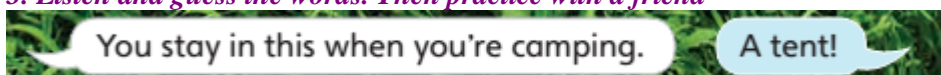
1. Listen and look.

2 Listen and repeat. Then match



a blanket b bowl c cup d map e plate f backpack g sleeping bag h tent i flashlight j water bottle

3. Listen and guess the words. Then practice with a friend



Evaluating.

Giving homework.

Зам директора школы _____ дата _____ 20__ год

веб-сайтимиз: Zokirjon.com

***Zokirjon.com* веб-сайти орқали ўзингиз учун керакли маълумотларни юклаб олинг.**

Зокиржон Админ билан

***90-834-22-66* номердаги телеграм орқали боғланишингиз *nza234* излаб телеграмдан ёзишингиз сўралади.**

Телеграмда мурожаатингизга ўз вақтида жавоб берилади


***40* листдан иборат бўш ўзлаштирувчи ўқувчилар учун **английский язык 6-7 класс** *34* часа кружокни тўлиқ ҳолда олиш учун телеграмдан ёзинг.**

Телеграм каналимиз:

[@maktablar_uchun_hujjatlar](https://t.me/maktablar_uchun_hujjatlar)

Тўлов учун: ХУМО 9860230104973329

Пластик эгаси Набиев Зокиржон



ДИҚҚАТ!!!

Бу ҳужжатни ҳеч кимга тарқатмаслик шарти билан олишингиз мумкин. Сизга бу **ОМОНАТ** қилиб берилади. Тўлиқ ҳолда олганингиздан сўнг: Фақат ўзингиз учун фойдаланинг. Ҳеч кимга берманг ҳаттоки энг яқин инсонингизга ҳам. Интернет веб-сайтларга жойламанг. Телеграм орқали канал ва группаларга тарқатманг.

ОМОНАТГА ҲИЁНАТ ҚИЛМАНГ.