



# **ДОКУМЕНТЫ КРУЖКА**

*ПО ПРЕДМЕТУ АНГЛИЙСКОМУ ЯЗЫКУ  
ДЛЯ 6-7 КЛАССОВ*

*ОБЩЕОБРАЗОВАТЕЛЬНОЙ ШКОЛЫ № \_\_\_\_\_  
ПРИ ОТДЕЛЕ ДОШКОЛЬНОГО И ШКОЛЬНОГО  
ОБРАЗОВАНИЯ \_\_\_\_\_*

*УПРАВЛЕНИИ ОТДЕЛЕ ДОШКОЛЬНОГО И  
ШКОЛЬНОГО ОБРАЗОВАНИЯ*

---

*20\_\_-20\_\_ УЧЕБНЫЙ ГОД*

## Информация о членах кружка

<i>n/n</i>	<b>Имя фамилия</b>	<b>Год рождения</b>	<b>Класс</b>	<b>Адрес</b>	<b>Родители</b>	<b>Номер телефони</b>	<b>Прим.</b>
<i>1.</i>							
<i>2.</i>							
<i>3.</i>							
<i>4.</i>							
<i>5.</i>							
<i>6.</i>							
<i>7.</i>							
<i>8.</i>							
<i>9.</i>							
<i>10.</i>							
<i>11.</i>							
<i>12.</i>							
<i>13.</i>							
<i>14.</i>							

<i>15.</i>							
<i>16.</i>							
<i>17.</i>							
<i>18.</i>							
<i>19.</i>							
<i>20.</i>							
<i>21.</i>							
<i>22.</i>							
<i>23.</i>							
<i>24.</i>							
<i>25.</i>							
<i>26.</i>							
<i>27.</i>							
<i>28.</i>							
<i>29.</i>							
<i>30.</i>							





«Утверждаю»  
Директор школы:

« \_\_\_\_ » \_\_\_\_\_ 20\_\_ г

«Согласован»  
Зам директора школы:

« \_\_\_\_ » \_\_\_\_\_ 20\_\_ г

### ПЛАН

кружка « \_\_\_\_\_ » на 20\_\_-20\_\_ учебный год

п/п	Темы	часы	число	прим
1.	Weather and the seasons	1		
2.	Joe's school trip	1		
3.	Camping	1		
4.	A camping trip	1		
5.	Rosie and Tilly go camping	1		
6.	Estimating measurements	1		
7.	Alex at the beach	1		
8.	Story / Work together	1		
9.	Physical activities	1		
10.	International dishes	1		
11.	Story / Eat healthy	1		
12.	A cooking competition	1		
13.	Musical instruments	1		
14.	Playing music	1		
15.	Traditional instruments	1		
16.	The vegetable orchestra	1		
17.	Sports	1		
18.	How often do you go snowboarding?	1		
19.	Exam	1		
20.	My morning routine	1		
21.	Feel great in the morning 1	1		
22.	Feel great in the morning 2	1		
23.	Project presentations	1		
24.	Musical instruments	1		
25.	Music lessons	1		
26.	Review	1		
27.	<b><i>It was amazing</i></b>	1		
28.	<b><i>Activity days</i></b>	1		
29.	Review	1		
30.	Exam 5	1		
31.	Project presentations	1		
32.	Review	1		
33.	<b>Women in history</b>	1		
34.	Talking about the past	1		

Дата: “\_\_” \_\_\_\_\_ 20\_\_\_\_ год. Классы: \_\_\_\_\_. Руководитель кружка: \_\_\_\_\_

**Lesson:** Weather and the seasons

**Aims of the activity:**

**Educational aim:** to learn basic greetings  
to learn how to ask and answer questions

**Educative aim:** to bring up them to be friendly

**Developing aim:** to enable pupils to ask and answer questions

**The demand of the state educational standard:** get the level A1

**Type of the activity:** visual

**Method:** interactive teaching method

**Equipment:** Textbook, the DVD of the book, puppets, computer, overhead projector

**Form:** listening, speaking

**I. Introduction:**

to make pupils feel themselves comfortable and interested at the lesson.

**Length and place in the activity:** short, at the beginning.

-Good morning, pupils!

-I'm glad to see you.

**II. Reflection and assessment.**

**Length and place in the lesson:** 10 min., at the beginning.

**Activity 1 Listen and sing**

**Objective:** to sing the song “Good morning”

*Pupils listen the song “Good morning” and repeat together with teacher*

Good morning to you, good morning to you.

Good morning, good morning,


Good morning to you.

**III. Procedure of a new activity.**

**Length and place in the activity:** 10 min., after presentation.

**1. Listen and look.**

**2 Listen and repeat. Then match**



a fall b drought c flood d monsoon e spring f storm g summer h thunder and lightning i winter

**3. Listen and say yes or no. Then ask and answer**

Is the weather in the spring cold and snowy?

No!

**Evaluating.**

**Giving homework.**

Зам директора школы \_\_\_\_\_ дата \_\_\_\_\_ 20\_\_ год

Дата: “\_\_” \_\_\_\_\_ 20\_\_\_\_ год. Классы: \_\_\_\_\_. Руководитель кружка: \_\_\_\_\_

**Lesson:** Joe’s school trip

**Aims of the activity:**

**Educational aim:** to learn basic greetings  
to learn how to ask and answer questions

**Educative aim:** to bring up them to be friendly

**Developing aim:** to enable pupils to ask and answer questions

**The demand of the state educational standard:** get the level A1

**Type of the activity:** visual

**Method:** interactive teaching method

**Equipment:** Textbook, the DVD of the book, puppets, computer, overhead projector

**Form:** listening, speaking

**I. Introduction:**

to make pupils feel themselves comfortable and interested at the lesson.

**Length and place in the activity:** short, at the beginning.

-Good morning, pupils!

-I’m glad to see you.

**II. Reflection and assessment.**

**Length and place in the lesson:** 10 min., at the beginning.

**Activity 1 Listen and sing**

**Objective:** to sing the song “Good morning”

*Pupils listen the song “Good morning” and repeat together with teacher*

Good morning to you, good morning to you.

Good morning, good morning,

Good morning to you.

**III. Procedure of a new activity.**

**Length and place in the activity:** 10 min., after presentation.

**17. Read and listen**



**The Sonoran Desert**  
by Joe

Last spring, our class went to the Sonoran Desert in Mexico. It’s one of the biggest and hottest deserts in North America. We went in the spring because the summer is too hot.

We stayed there for a week. When we arrived, it was sunny and windy. On our first day, we visited the Altar sand dunes. Some of the dunes are more than one hundred meters high. They were beautiful, and we enjoyed climbing on them.

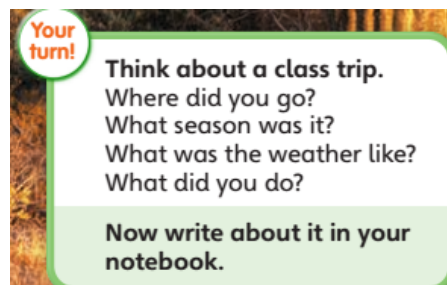
It’s very dry in the Sonoran Desert. There are lots of cacti, but there aren’t usually many other plants. We were lucky because on our second day, it started to rain. When it rains, the desert changes because flowers can grow. We went hiking on the last day, and there were beautiful flowers everywhere!

**18. Read again and say true or false.**

- 1 The Sonoran Desert is in Brazil.
- 2 It isn’t a big desert.
- 3 The desert is very hot in winter.
- 4 The sand dunes are very high.
- 5 It never rains in the Sonoran Desert.
- 6 Flowers can grow in the spring in the Sonoran Desert

**Evaluating.**

**Giving homework.**



**Your turn!**

**Think about a class trip.**  
Where did you go?  
What season was it?  
What was the weather like?  
What did you do?

**Now write about it in your notebook.**

Зам директора школы \_\_\_\_\_ дата \_\_\_\_\_ 20\_\_ год



Дата: “\_” \_\_\_\_\_ 20\_\_\_\_ год. Классы: \_\_\_\_\_. Руководитель кружка: \_\_\_\_\_

**Lesson:** Camping

**Aims of the activity:**

**Educational aim:** to learn basic greetings  
to learn how to ask and answer questions

**Educative aim:** to bring up them to be friendly

**Developing aim:** to enable pupils to ask and answer questions

**The demand of the state educational standard:** get the level A1

**Type of the activity:** visual

**Method:** interactive teaching method

**Equipment:** Textbook, the DVD of the book, puppets, computer, overhead projector

**Form:** listening, speaking

### **I. Introduction:**

to make pupils feel themselves comfortable and interested at the lesson.

**Length and place in the activity:** short, at the beginning.

-Good morning, pupils!

-I'm glad to see you.

### **II. Reflection and assessment.**

**Length and place in the lesson:** 10 min., at the beginning.

#### **Activity 1 Listen and sing**

**Objective:** to sing the song “Good morning”

*Pupils listen the song “Good morning” and repeat together with teacher*

Good morning to you, good morning to you.

Good morning, good morning,

Good morning to you.

### **III. Procedure of a new activity.**

**Length and place in the activity:** 10 min., after presentation.

#### **5. Read and listen**



I had a strange weekend. I went camping with my family because we wanted to sleep outside, but my dad forgot to take the tent! We tried to make a tent with a blanket, but it wasn't very good. We were cold. We needed to make a fire, but we didn't have any firewood. Then it started to rain, and our sleeping bags got wet. We had to come home. We still want to sleep outside someday.  
Zoe

#### **Focus!**

We wanted **to sleep** outside.  
My dad forgot **to take** the tent.  
We tried **to make** a tent.

#### **6. Read, complete, and order the sentences**

want/sleep try/make start/rain need/make forget/take have/go

a They \_\_\_\_\_ a tent with a blanket because they \_\_\_\_\_ their tent.

b Their sleeping bags got wet because it \_\_\_\_\_.

c They \_\_\_\_\_ a fire because they were cold.

d Zoe's family was excited because they \_\_\_\_\_ in a tent.

e They \_\_\_\_\_ home because they got wet

#### **7. Make true and false sentences about yourself. Then talk to a friend**

I forgot \_\_\_\_\_ this morning.

I want \_\_\_\_\_ after school today.

I need \_\_\_\_\_ on Saturday.

I tried \_\_\_\_\_ yesterday.

#### **Evaluating.**

#### **Giving homework.**

Зам директора школы \_\_\_\_\_ дата \_\_\_\_\_ 20\_\_\_\_ год

**веб-сайтимиз: [Zokirjon.com](http://Zokirjon.com)**

***Zokirjon.com* веб-сайти орқали ўзингиз учун керакли маълумотларни юклаб олинг.**

***Зокиржон Админ билан***

***90-834-22-66* номердаги телеграм орқали боғланишингиз *nza234* излаб телеграмдан ёзишингиз сўралади.**

***Телеграмда мурожаатингизга ўз вақтида жавоб берилади***


**40** листдан иборат **английский** тилидаги **язык 6-7** класс **34** часа **кружокни** тўлиқ ҳолда олиш учун телеграмдан ёзинг.

**Телеграм** каналимиз:

**@maktablar\_uchun\_hujjatlar**

**Тўлов учун: ХУМО 9860230104973329**

**Пластик эгаси Набиев Зокиржон**



**ДИҚҚАТ!!!**

Бу ҳужжатни ҳеч кимга тарқатмаслик шарти билан олишингиз мумкин. Сизга бу **ОМОНАТ** қилиб берилади. Тўлиқ ҳолда олганингиздан сўнг: Фақат ўзингиз учун фойдаланинг. Ҳеч кимга берманг ҳаттоки энг яқин инсонингизга ҳам. Интернет веб-сайтларга жойламанг. Телеграм орқали канал ва гуруҳларга тарқатманг. **ОМОНАТГА ҲИЁНАТ ҚИЛМАНГ.**