



ДОКУМЕНТЫ КРУЖКА

*РАБОТЫ С ОДАРЕ́ННЫМИ УЧЕНИКАМИ
ПО АНГЛИЙСКОМУ ЯЗЫКУ ДЛЯ 6-7-8 КЛАССА
ОБЩЕОБРАЗОВАТЕЛЬНОЙ ШКОЛЫ № _____
ПРИ ОТДЕЛЕ НАРОДНОГО ОБРАЗОВАНИЯ*

УПРАВЛЕНИИ НАРОДНОГО ОБРАЗОВАНИЯ

20__-20__ УЧЕБНЫЙ ГОД

Информация о членах кружка

<i>n/n</i>	Имя фамилия	Год рождения	Класс	Адрес	Родители	Номер телефони	Прим.
<i>1.</i>							
<i>2.</i>							
<i>3.</i>							
<i>4.</i>							
<i>5.</i>							
<i>6.</i>							
<i>7.</i>							
<i>8.</i>							
<i>9.</i>							
<i>10.</i>							
<i>11.</i>							
<i>12.</i>							
<i>13.</i>							
<i>14.</i>							

<i>15.</i>							
<i>16.</i>							
<i>17.</i>							
<i>18.</i>							
<i>19.</i>							
<i>20.</i>							
<i>21.</i>							
<i>22.</i>							
<i>23.</i>							
<i>24.</i>							
<i>25.</i>							
<i>26.</i>							
<i>27.</i>							
<i>28.</i>							
<i>29.</i>							
<i>30.</i>							

«Утверждаю»
Директор школы:

« ____ » _____ 20__ г

«Согласован»
Зам директора школы:

« ____ » _____ 20__ г

ПЛАН

кружка « _____ » на 20__-20__ учебный год

п/п	Темы	часы	число	прим
1.	Joe's school trip	1		
2.	Shadows in painting project	1		
3.	Story / Be resourceful	1		
4.	Rosie and Tilly go camping	1		
5.	Story / Work together	1		
6.	Paola enters a competition	1		
7.	Story / Eat healthy	1		
8.	A cooking competition	1		
9.	Playing music	1		
10.	Emma plays the guitar	1		
11.	How often do you go snowboarding?	1		
12.	Unusual sports	1		
13.	Tell us about your day	1		
14.	Feel great in the morning 1	1		
15.	Paralympic athletes	1		
16.	Project presentations	1		
17.	Music lessons	1		
18.	Feelings	1		
19.	At a party	1		
20.	At a party 2	1		
21.	Feedback	1		
22.	Women in history	1		
23.	Making comparisons	1		
24.	The fastest and most popular	1		
25.	Writing a blog	1		
26.	Project presentations	1		
27.	What's so great about running?	1		
28.	Health	1		
29.	Locations and directions	1		
30.	Edinburgh	1		
31.	Scotland	1		
32.	My area	1		
33.	Loch Ness	1		
34.	The weather	1		

Дата: “__” _____ 20____ год. Классы: _____. Руководитель кружка: _____

Lesson: Joe’s school trip

Aims of the activity:

Educational aim: to learn basic greetings
to learn how to ask and answer questions

Educative aim: to bring up them to be friendly

Developing aim: to enable pupils to ask and answer questions

The demand of the state educational standard: get the level A1

Type of the activity: visual

Method: interactive teaching method

Equipment: Textbook, the DVD of the book, puppets, computer, overhead projector

Form: listening, speaking

I. Introduction:

to make pupils feel themselves comfortable and interested at the lesson.

Length and place in the activity: short, at the beginning.

-Good morning, pupils!

-I’m glad to see you.

II. Reflection and assessment.

Length and place in the lesson: 10 min., at the beginning.

Activity 1 Listen and sing

Objective: to sing the song “Good morning”

Pupils listen the song “Good morning” and repeat together with teacher

Good morning to you, good morning to you.

Good morning, good morning,

Good morning to you.

III. Procedure of a new activity.

Length and place in the activity: 10 min., after presentation.

17. Read and listen

The Sonoran Desert
by Joe

Last spring, our class went to the Sonoran Desert in Mexico. It’s one of the biggest and hottest deserts in North America. We went in the spring because the summer is too hot.

We stayed there for a week. When we arrived, it was sunny and windy. On our first day, we visited the Altar sand dunes. Some of the dunes are more than one hundred meters high. They were beautiful, and we enjoyed climbing on them.

It’s very dry in the Sonoran Desert. There are lots of cacti, but there aren’t usually many other plants. We were lucky because on our second day, it started to rain. When it rains, the desert changes because flowers can grow. We went hiking on the last day, and there were beautiful flowers everywhere!

18. Read again and say true or false.

- 1 The Sonoran Desert is in Brazil.
- 2 It isn’t a big desert.
- 3 The desert is very hot in winter.
- 4 The sand dunes are very high.
- 5 It never rains in the Sonoran Desert.
- 6 Flowers can grow in the spring in the Sonoran Desert

Evaluating.

Giving homework.

Your turn!

Think about a class trip.
Where did you go?
What season was it?
What was the weather like?
What did you do?

Now write about it in your notebook.

Зам директора школы _____ дата _____ 20__ год

Дата: “__” _____ 20__ год. Классы: _____. Руководитель кружка: _____

Lesson: Shadows in painting project

Aims of the activity:

Educational aim: to learn basic greetings
to learn how to ask and answer questions

Educative aim: to bring up them to be friendly

Developing aim: to enable pupils to ask and answer questions

The demand of the state educational standard: get the level A1

Type of the activity: visual

Method: interactive teaching method

Equipment: Textbook, the DVD of the book, puppets, computer, overhead projector

Form: listening, speaking

I. Introduction:

to make pupils feel themselves comfortable and interested at the lesson.

Length and place in the activity: short, at the beginning.

-Good morning, pupils!

-I'm glad to see you.

II. Reflection and assessment.

Length and place in the lesson: 10 min., at the beginning.

Activity 1 Listen and sing

Objective: to sing the song “Good morning”

Pupils listen the song “Good morning” and repeat together with teacher

Good morning to you, good morning to you.

Good morning, good morning,

Good morning to you.

III. Procedure of a new activity.

Length and place in the activity: 10 min., after presentation.

1. Listen and look.

2 Listen and repeat. Then match



a blanket b bowl c cup d map e plate f backpack g sleeping bag h tent i flashlight j water bottle

3. Listen and guess the words. Then practice with a friend

You stay in this when you're camping.

A tent!

Evaluating.

Giving homework.

Зам директора школы _____ дата _____ 20__ год

Дата: “__” _____ 20____ год. Классы: _____. Руководитель кружка: _____

Lesson: Story / Be resourceful

Aims of the activity:

Educational aim: to learn basic greetings
to learn how to ask and answer questions

Educative aim: to bring up them to be friendly

Developing aim: to enable pupils to ask and answer questions

The demand of the state educational standard: get the level A1

Type of the activity: visual

Method: interactive teaching method

Equipment: Textbook, the DVD of the book, puppets, computer, overhead projector

Form: listening, speaking

I. Introduction:

to make pupils feel themselves comfortable and interested at the lesson.

Length and place in the activity: short, at the beginning.

-Good morning, pupils!

-I'm glad to see you.

II. Reflection and assessment.

Length and place in the lesson: 10 min., at the beginning.

Activity 1 Listen and sing

Objective: to sing the song “Good morning”

Pupils listen the song “Good morning” and repeat together with teacher

Good morning to you, good morning to you.


Good morning, good morning,

Good morning to you.

III. Procedure of a new activity.

Length and place in the activity: 10 min., after presentation.

14. Where do Rosie and Tilly want to go camping? Listen and say the letter



The image contains three photographs labeled a, b, and c. Image a shows a tent pitched inside a large tree. Image b shows a tent pitched on a grassy slope with mountains in the background. Image c shows a tent on a floating platform in the middle of a body of water.

a Sleep like a bird.

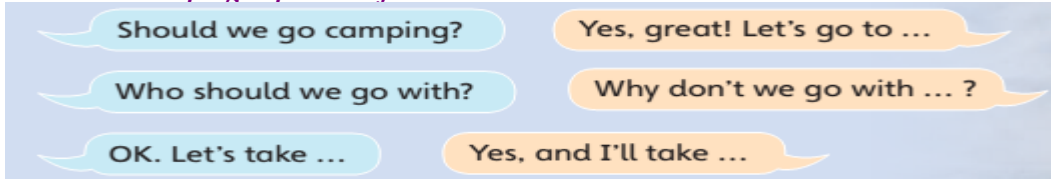
b Wake up to mountain views.

c Watch for dolphins at night.

15. Listen again and answer the questions.

- 1 Does Tilly like mountains?
- 2 Is the tree tent in a campsite?
- 3 Can you go hiking in the national park?
- 4 Are there showers close to the tent on the ocean?
- 5 What do Rosie and Tilly need to take with them?

16. Plan a camping trip with a friend



The graphic shows a series of speech bubbles. A blue bubble asks "Should we go camping?". An orange bubble responds "Yes, great! Let's go to ...". A blue bubble asks "Who should we go with?". An orange bubble responds "Why don't we go with ... ?". A blue bubble says "OK. Let's take ...". An orange bubble responds "Yes, and I'll take ...".

Evaluating.

Giving homework.

Зам директора школы _____ дата _____ 20__ год

веб-сайтимиз: Zokirjon.com

***Zokirjon.com* веб-сайти орқали ўзингиз учун керакли маълумотларни юклаб олинг.**

Зокиржон Админ билан

***90-834-22-66* номердаги телеграм орқали боғланишингиз *nza234* излаб телеграмдан ёзишингиз сўралади.**

Телеграмда мурожатингизга ўз вақтида жавоб берилади


***40* листдан иборат бўш ўзлаштирувчи ўқувчилар учун **английский язык 6-7-8** класс **34** часа кружокни тўлиқ ҳолда олиш учун телеграмдан ёзинг.**

Телеграм каналимиз:

@maktablar_uchun_hujjatlar

Тўлов учун: ХУМО 9860230104973329

Пластик эгаси Набиев Зокиржон



ДИҚҚАТ!!!

Бу ҳужжатни ҳеч кимга тарқатмаслик шарти билан олишингиз мумкин. Сизга бу **ОМОНАТ** қилиб берилади. Тўлиқ ҳолда олганингиздан сўнг: Фақат ўзингиз учун фойдаланинг. Ҳеч кимга берманг ҳаттоки энг яқин инсонингизга ҳам. Интернет веб-сайтларга жойламанг. Телеграм орқали канал ва группаларга тарқатманг.

ОМОНАТГА ҲИЁНАТ ҚИЛМАНГ.