



ДОКУМЕНТЫ КРУЖКА

*ПО ПРЕДМЕТУ АНГЛИЙСКОМУ ЯЗЫКУ
ДЛЯ 5-10 КЛАССОВ*

*ОБЩЕОБРАЗОВАТЕЛЬНОЙ ШКОЛЫ № _____
ПРИ ОТДЕЛЕ ДОШКОЛЬНОГО И ШКОЛЬНОГО
ОБРАЗОВАНИЯ _____
УПРАВЛЕНИИ ОТДЕЛЕ ДОШКОЛЬНОГО И
ШКОЛЬНОГО ОБРАЗОВАНИЯ*

20__-20__ УЧЕБНЫЙ ГОД

Информация о членах кружка

<i>n/n</i>	Имя фамилия	Год рождения	Класс	Адрес	Родители	Номер телефони	Прим.
<i>1.</i>							
<i>2.</i>							
<i>3.</i>							
<i>4.</i>							
<i>5.</i>							
<i>6.</i>							
<i>7.</i>							
<i>8.</i>							
<i>9.</i>							
<i>10.</i>							
<i>11.</i>							
<i>12.</i>							
<i>13.</i>							
<i>14.</i>							

<i>15.</i>							
<i>16.</i>							
<i>17.</i>							
<i>18.</i>							
<i>19.</i>							
<i>20.</i>							
<i>21.</i>							
<i>22.</i>							
<i>23.</i>							
<i>24.</i>							
<i>25.</i>							
<i>26.</i>							
<i>27.</i>							
<i>28.</i>							
<i>29.</i>							
<i>30.</i>							

«Утверждаю»
Директор школы:

« ____ » _____ 20__ г

«Согласован»
Зам директора школы:

« ____ » _____ 20__ г

ПЛАН

кружка « _____ » на 20__-20__ учебный год

п/п	Темы	часы	число	прим
1.	Where are you from?	1		
2.	Mosaics	1		
3.	Story / Learn about other cultures	1		
4.	Playing games	1		
5.	Comparing sea animals	1		
6.	Technology and gadgets	1		
7.	What's your favorite season?	1		
8.	Story / Be resourceful	1		
9.	Street entertainment	1		
10.	Cooking dinner	1		
11.	Emma plays the guitar	1		
12.	How often do you go snowboarding?	1		
13.	Tell us about your day	1		
14.	Paralympic athletes	1		
15.	Feelings	1		
16.	At a party	1		
17.	Feedback	1		
18.	Computers and the internet 2	1		
19.	Illnesses	1		
20.	Feedback	1		
21.	My city	1		
22.	Geographical features	1		
23.	Interesting animals	1		
24.	Holidays	1		
25.	A new home	1		
26.	School	1		
27.	Materials	1		
28.	Holiday activities	1		
29.	An informal email 1	1		
30.	Keeping fit	1		
31.	A story 1	1		
32.	Relationships	1		
33.	The future	1		
34.	A story 2	1		

Дата: “__” _____ 20____ год. Классы: _____. Руководитель кружка: _____

Lesson: Where are you from?

Aims of the activity:

Educational aim: to learn basic greetings
to learn how to ask and answer questions

Educative aim: to bring up them to be friendly

Developing aim: to enable pupils to ask and answer questions

The demand of the state educational standard: get the level A1

Type of the activity: visual

Method: interactive teaching method

Equipment: Textbook, the DVD of the book, puppets, computer, overhead projector

Form: listening, speaking

I. Introduction:

to make pupils feel themselves comfortable and interested at the lesson.

Length and place in the activity: short, at the beginning.

-Good morning, pupils!

-I'm glad to see you.

II. Reflection and assessment.

Length and place in the lesson: 10 min., at the beginning.

Activity 1 Listen and sing

Objective: to sing the song “Good morning”

Pupils listen the song “Good morning” and repeat together with teacher

Good morning to you, good morning to you.

Good morning, good morning,

Good morning to you.

III. Procedure of a new activity.

Length and place in the activity: 10 min., after presentation.



6. Match the questions and answers. Then ask and answer.

1. Where is Rosa from?

a He's from Spain.

2. Where are Jules and Denis from?

b No, he isn't. He's from Russia.

3. Is Maria from Brazil?

c They're from France.

4. Is Anton from Italy?

d She's from the United States.

5. Where is Rosa's father from?

e Yes, she is.

Evaluating.

Giving homework.

Зам директора школы _____ дата _____ 20____ год

Дата: “_” _____ 20____ год. Классы: _____. Руководитель кружка: _____

Lesson: Mosaics

Aims of the activity:

Educational aim: to learn basic greetings
to learn how to ask and answer questions

Educative aim: to bring up them to be friendly

Developing aim: to enable pupils to ask and answer questions

The demand of the state educational standard: get the level A1

Type of the activity: visual

Method: interactive teaching method

Equipment: Textbook, the DVD of the book, puppets, computer, overhead projector

Form: listening, speaking

I. Introduction:

to make pupils feel themselves comfortable and interested at the lesson.

Length and place in the activity: short, at the beginning.

-Good morning, pupils!

-I'm glad to see you.

II. Reflection and assessment.

Length and place in the lesson: 10 min., at the beginning.

Activity 1 Listen and sing

Objective: to sing the song “Good morning”

Pupils listen the song “Good morning” and repeat together with teacher

Good morning to you, good morning to you.

Good morning, good morning,

Good morning to you.

III. Procedure of a new activity.

Length and place in the activity: 10 min., after presentation.

1. Listen and look.

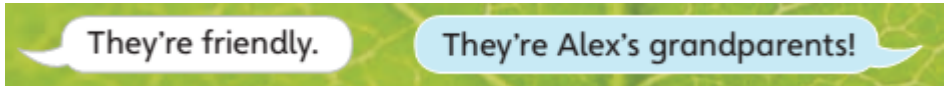
2 Listen and repeat. Then match



a artistic b smart c friendly d funny e hardworking

f kind g naughty h shy i sporty j talkative

3. Listen and guess who. Then practice with a friend



Evaluating.

Giving homework.

Зам директора школы _____ дата _____ 20__ год

Дата: “__” _____ 20 ____ год. Классы: _____. Руководитель кружка: _____

Lesson: Story / Learn about other cultures

Aims of the activity:

Educational aim: to learn basic greetings
to learn how to ask and answer questions

Educative aim: to bring up them to be friendly

Developing aim: to enable pupils to ask and answer questions

The demand of the state educational standard: get the level A1

Type of the activity: visual

Method: interactive teaching method

Equipment: Textbook, the DVD of the book, puppets, computer, overhead projector

Form: listening, speaking

I. Introduction:

to make pupils feel themselves comfortable and interested at the lesson.

Length and place in the activity: short, at the beginning.

-Good morning, pupils!

-I'm glad to see you.

II. Reflection and assessment.

Length and place in the lesson: 10 min., at the beginning.

Activity 1 Listen and sing

Objective: to sing the song “Good morning”

Pupils listen the song “Good morning” and repeat together with teacher

Good morning to you, good morning to you.


Good morning, good morning,

Good morning to you.


III. Procedure of a new activity.

Length and place in the activity: 10 min., after presentation.


14 C1 26 What's life like in a circus family? Listen and say the letters.




Show time in the circus.



Sonia at home.



The circus at night.



Circus life is hard work!

15. Listen again and say true or false.

1. Sonia's twelve years old.

3 Sonia's family is hardworking.

5 Sonia doesn't go to school.

2 Sonia's older than her brothers and sisters.

4 Sonia's grandparents are clowns.

16. Ask about a friend's family

What's your cousin like? He's/She's ...

What are your parents like? They're ...

Evaluating.

Giving homework.

Зам директора школы _____ дата _____ 20 ____ год

веб-сайтимиз: Zokirjon.com

***Zokirjon.com* веб-сайти орқали ўзингиз учун керакли маълумотларни юклаб олинг.**

Зокиржон Админ билан

***90-834-22-66* номердаги телеграм орқали боғланишингиз *nza234* излаб телеграмдан ёзишингиз сўралади.**

Телеграмда мурожаатингизга ўз вақтида жавоб берилади


40 листдан иборат **английский** тилидаги **5-10** класс **34** часа кружокни тўлиқ ҳолда олиш учун телеграмдан ёзинг.

Телеграм каналимиз:

@maktablar_uchun_hujjatlar

Тўлов учун: ХУМО 9860230104973329

Пластик эгаси Набиев Зокиржон



ДИҚҚАТ!!!

Бу ҳужжатни ҳеч кимга тарқатмаслик шарти билан олишингиз мумкин.

Сизга бу **ОМОНАТ** қилиб берилади.

Тўлиқ ҳолда олганингиздан сўнг:

Фақат ўзингиз учун фойдаланинг.

Ҳеч кимга берманг ҳаттоки энг яқин инсонингизга ҳам.

Интернет веб-сайтларга жойламанг.

Телеграм орқали канал ва группаларга тарқатманг.

ОМОНАТГА ҲИЁНАТ ҚИЛМАНГ.