



ДОКУМЕНТЫ КРУЖКА

ПО ПРЕДМЕТУ АНГЛИЙСКОМУ ЯЗЫКУ

ДЛЯ 10-11 КЛАССОВ

ОБЩЕОБРАЗОВАТЕЛЬНОЙ ШКОЛЫ № _____

ПРИ ОТДЕЛЕ ДОШКОЛЬНОГО И ШКОЛЬНОГО

ОБРАЗОВАНИЯ _____

УПРАВЛЕНИИ ОТДЕЛЕ ДОШКОЛЬНОГО И

ШКОЛЬНОГО ОБРАЗОВАНИЯ

20__-20__ УЧЕБНЫЙ ГОД

Информация о членах кружка

<i>n/n</i>	Имя фамилия	Год рождения	Класс	Адрес	Родители	Номер телефони	Прим.
<i>1.</i>							
<i>2.</i>							
<i>3.</i>							
<i>4.</i>							
<i>5.</i>							
<i>6.</i>							
<i>7.</i>							
<i>8.</i>							
<i>9.</i>							
<i>10.</i>							
<i>11.</i>							
<i>12.</i>							
<i>13.</i>							
<i>14.</i>							

<i>15.</i>							
<i>16.</i>							
<i>17.</i>							
<i>18.</i>							
<i>19.</i>							
<i>20.</i>							
<i>21.</i>							
<i>22.</i>							
<i>23.</i>							
<i>24.</i>							
<i>25.</i>							
<i>26.</i>							
<i>27.</i>							
<i>28.</i>							
<i>29.</i>							
<i>30.</i>							

«Утверждаю»
Директор школы:

« ____ » _____ 20__ г

«Согласован»
Зам директора школы:

« ____ » _____ 20__ г

ПЛАН

кружка « _____ » на 20__-20__ учебный год

п/п	Темы	часы	число	прим
1.	Life events	1		
2.	An informal email 1	1		
3.	A short text	1		
4.	Friendships	1		
5.	The past continuous	1		
6.	Keeping fit	1		
7.	Shopping in London	1		
8.	Sports phrases	1		
9.	Exam 2	1		
10.	The past simple and continuous	1		
11.	Suggestions and comments	1		
12.	Survival academy	1		
13.	City problems	1		
14.	Living in the country	1		
15.	Working as a team	1		
16.	Exam 2	1		
17.	Review	1		
18.	Obligation and choice	1		
19.	Past simple and continuous	1		
20.	Health	1		
21.	International travel	1		
22.	Traveling writing	1		
23.	Discussing options 1	1		
24.	Exam 4	1		
25.	Review	1		
26.	Money and shopping	1		
27.	Present perfect and past simple	1		
28.	Buildings	1		
29.	A story 2	1		
30.	The present perfect and past simple	1		
31.	Moving	1		
32.	Review	1		
33.	British food	1		
34.	Technology	1		

Дата: “ ” 20 _____ год. Классы: _____. Руководитель кружка: _____

Lesson: Life events

Aims of the activity:

Educational aim: to learn basic greetings
to learn how to ask and answer questions

Educative aim: to bring up them to be friendly

Developing aim: to enable pupils to ask and answer questions

The demand of the state educational standard: get the level A1

Type of the activity: visual

Method: interactive teaching method

Equipment: Textbook, the DVD of the book, puppets, computer, overhead projector

Form: listening, speaking

I. Introduction:

to make pupils feel themselves comfortable and interested at the lesson.

Length and place in the activity: short, at the beginning.

-Good morning, pupils!

-I'm glad to see you.

II. Reflection and assessment.

Length and place in the lesson: 10 min., at the beginning.

Activity 1 Listen and sing

Objective: to sing the song “Good morning”

Pupils listen the song “Good morning” and repeat together with teacher

Good morning to you, good morning to you.

Good morning, good morning,

Good morning to you.

III. Procedure of a new activity.

Length and place in the activity: 10 min., after presentation.



1 Match six of the phrases to the photos.

*be born get a degree get a driving licence get a job retire get married go to university
have children leave home leave school move home start school vote*

2 Put the life events in Exercise 1 in order. There is more than one possible answer. Then compare your answers.

3 Read the quiz. Which four events in Exercise 1 are not mentioned in the questions?

Around the world: Age and events

1 In England, children usually start school when they are
A 4 **B** 5 **C** 6

2 In Belgium and Germany, students cannot leave school before they are
A 14 **B** 16 **C** 18

3 In some states in the USA, the youngest age you can get a driving licence is
A 14 **B** 16 **C** 17

4 In England, around % of young people go to university. About 6% of these students leave university before the end of their course and don't get a degree.
A 33 **B** 43 **C** 53

5 In almost all European countries, leave home before
A men, women **B** women, men

6 In the UK, children of are allowed to get a part-time job.
A any age **B** 13 or over **C** 16 or over

7 In, the average age at which women and men get married is 33.
A Spain **B** India **C** Japan

8 In Brazil you can vote in elections from the age of
A 16 **B** 18 **C** 21

Evaluating.

Giving homework.

Зам директора школы _____ дата _____ 20 _____ год

Дата: “ ” 20 год. Классы: . Руководитель кружка: _____

Lesson: An informal email 1

Aims of the activity:

- Educational aim:** to learn basic greetings
to learn how to ask and answer questions
- Educative aim:** to bring up them to be friendly
- Developing aim:** to enable pupils to ask and answer questions

The demand of the state educational standard: get the level A1

Type of the activity: visual

Method: interactive teaching method

Equipment: Textbook, the DVD of the book, puppets, computer, overhead projector

Form: listening, speaking

I. Introduction:

to make pupils feel themselves comfortable and interested at the lesson.

Length and place in the activity: short, at the beginning.

-Good morning, pupils!

-I'm glad to see you.

II. Reflection and assessment.

Length and place in the lesson: 10 min., at the beginning.

Activity 1 Listen and sing

Objective: to sing the song “Good morning”

Pupils listen the song “Good morning” and repeat together with teacher

Good morning to you, good morning to you.

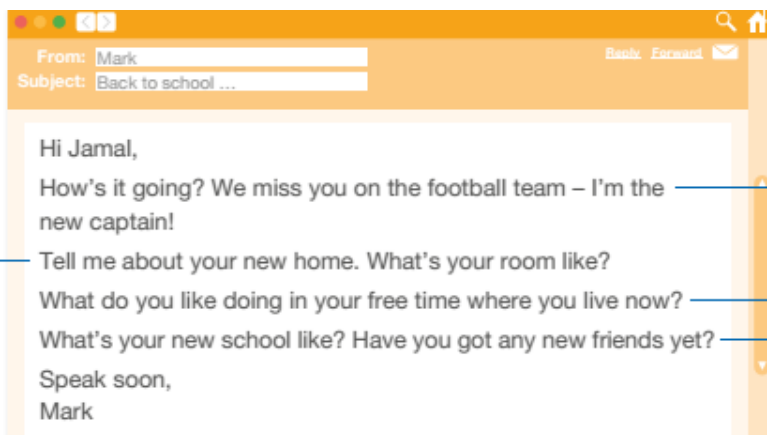
Good morning, good morning,

Good morning to you.

III. Procedure of a new activity.

Length and place in the activity: 10 min., after presentation.

1 Read the email Jamal received from his friend Mark and the notes he made. What did Jamal do recently?



Describe ...

Say congratulations.

Explain ...

Tell Mark about Simon.

2 Read Jamal's reply. Does Jamal answer all of Mark's questions?

Hi Mark, It's great to hear from you. Congratulations on becoming captain! Awesomenews! I love our new house. It's brighter, bigger and there's a garden. Brighton isn't as big as Manchester, but there are loads of things to do. There's a really good football team here. They're great! I go to watch them play every weekend with my dad and sister. My school is the largest in Brighton, but it isn't as modern as Victoria Park. In ICT, for example, there aren't enough laptops for everyone. I met a boy called Simon on my first day. He's into computer games like me. I guess he's my best mate at the moment!

Speak soon,

Jamal



Evaluating.

Giving homework.

Зам директора школы _____ дата _____ 20 ____ год

Дата: “__” _____ 20____ год. Классы: _____. Руководитель кружка: _____

Lesson: A short text

Aims of the activity:

Educational aim: to learn basic greetings
to learn how to ask and answer questions

Educative aim: to bring up them to be friendly

Developing aim: to enable pupils to ask and answer questions

The demand of the state educational standard: get the level A1

Type of the activity: visual

Method: interactive teaching method

Equipment: Textbook, the DVD of the book, puppets, computer, overhead projector

Form: listening, speaking

I. Introduction:

to make pupils feel themselves comfortable and interested at the lesson.

Length and place in the activity: short, at the beginning.

-Good morning, pupils!

-I'm glad to see you.

II. Reflection and assessment.

Length and place in the lesson: 10 min., at the beginning.

Activity 1 Listen and sing

Objective: to sing the song “Good morning”

Pupils listen the song “Good morning” and repeat together with teacher

Good morning to you, good morning to you.

Good morning, good morning,

Good morning to you.

III. Procedure of a new activity.

Length and place in the activity: 10 min., after presentation.



1 Read the introduction to the magazine competition. What do you have to write about?

Maksim, Russia

Last week, I bought some really cool sunglasses from a shop in my town called Eyewear. It's a great shop that

only sells sunglasses. There are a lot of styles to choose from but I

chose these ones because I just loved them! There was a promotion that

day and I got a 10% discount. I forgot the receipt, so I went back to get

it and the assistant gave me a free case to keep them in.

Great customer service!

2 Read the three texts. Which thing do you think is the coolest?

3 Read the Prepare to write box. Read the texts and underline the following in each one:

Maksim's message: shopping vocabulary

Emily's message: all the determiners from page 12

JD's message: two different tenses

4 Read JD's text again. Underline the sentences that answer the competition questions. What extra information does she add?

5 Read about the competition again. You are going to write a short text about something you bought recently.

Plan your ideas and make some notes. Here are some ideas to help you.

- What is the last thing you bought?
- Where did you buy it?
- Why did you choose it?
- What do your friends think?
- Extra information?

6 Write your own short text.

- Use the tips in the Prepare to write box.
- Write about 80 words.
- Remember to check your spelling and grammar



Evaluating.

Giving homework.

Зам директора школы _____ дата _____ 20____ год

Дата: “ ” 20 _____ год. Классы: _____. Руководитель кружка: _____

Lesson: Friendships

Aims of the activity:

Educational aim: to learn basic greetings
to learn how to ask and answer questions

Educative aim: to bring up them to be friendly

Developing aim: to enable pupils to ask and answer questions

The demand of the state educational standard: get the level A1

Type of the activity: visual

Method: interactive teaching method

Equipment: Textbook, the DVD of the book, puppets, computer, overhead projector

Form: listening, speaking

I. Introduction:

to make pupils feel themselves comfortable and interested at the lesson.

Length and place in the activity: short, at the beginning.

-Good morning, pupils!

-I'm glad to see you.

II. Reflection and assessment.

Length and place in the lesson: 10 min., at the beginning.

Activity 1 Listen and sing

Objective: to sing the song “Good morning”

Pupils listen the song “Good morning” and repeat together with teacher

Good morning to you, good morning to you.

Good morning, good morning,

Good morning to you.

III. Procedure of a new activity.

Length and place in the activity: 10 min., after presentation.

1 Make a list of the differences between your online friends and your real friends.

2 Read the article quickly. Were any of your ideas mentioned?

Scientist Dr Russell Carley is interested in finding out about friendship in the 21st century. He started by trying to answer the question: Can online friends be as good as face-to-face friends? Surprisingly, he found that the answer is a big YES! A friend is someone who gives you honest advice and support, and, of course, an online friend can do that. Online friends can also be close friends. Our real friends can't be with us 24 hours a day, but the online community never sleeps! When you feel anxious in the middle of the night, there's always someone who can give you support through a text, a message or just a 'like'. Having online friends is good for your memory, too. There's a lot of information to check every day. When you see an interesting holiday picture, you make a note in your mind to ask your pal about it next time they're online, or when you're together in person



3 Read the article again. Answer the questions.

1 How can an online friend support you at night?

2 How do online friends help your memory?

3 What happens when you hug a friend?

4 What happens when you talk to people face-to-face?

5 According to the article, which are best for you: online or face-to-face friends? Why?

4 Match the highlighted words in the article to the meanings.

1 friend

2 movements of your hands, arm or head to show a feeling

3 remove someone from your social media account

4 when you put your arms around someone because you like them

5 getting more information about something

Evaluating.

Giving homework.

Зам директора школы _____ дата _____ 20 _____ год

Дата: “__” _____ 20____ год. Классы: _____. Руководитель кружка: _____

Lesson: The past continuous

Aims of the activity:

Educational aim: to learn basic greetings
to learn how to ask and answer questions

Educative aim: to bring up them to be friendly

Developing aim: to enable pupils to ask and answer questions

The demand of the state educational standard: get the level A1

Type of the activity: visual

Method: interactive teaching method

Equipment: Textbook, the DVD of the book, puppets, computer, overhead projector

Form: listening, speaking

I. Introduction:

to make pupils feel themselves comfortable and interested at the lesson.

Length and place in the activity: short, at the beginning.

-Good morning, pupils!

-I'm glad to see you.

II. Reflection and assessment.

Length and place in the lesson: 10 min., at the beginning.

Activity 1 Listen and sing

Objective: to sing the song “Good morning”

Pupils listen the song “Good morning” and repeat together with teacher

Good morning to you, good morning to you.

Good morning, good morning,

Good morning to you.

III. Procedure of a new activity.

Length and place in the activity: 10 min., after presentation.

1 Read the examples. Then choose the correct words to complete the rules.

1 *I was taking photographs of the girls' BMX team.*

2 *They were riding around the track.*

a *We use the past continuous to talk about actions in progress at a particular time in the present /the past.*

b *We form the past continuous with the correct present /past form of be and the infinitive /-ing form of the verb.*

2 Choose the correct form of the verbs to make past continuous sentences.

1 *They were wearing/ were weardark helmets.*

2 *He isn't playing/ wasn't playingice hockey last night.*

3 *My friends wasn't talking/ weren't talkingabout sports.*

4 *What was he doing/ doon the court?*

5 *Were/ Wasshe watching the games?Yes, she was/ were.*

6 *Mark is climbing/ was climbingyesterday.*

7 *My parents was going/ were goingto a bike race.*

8 *Were they listening/ listento the match?*

No, they weren't/ wasn't.

3 Look at the picture of a park last Saturday morning.

Write positive and negative past continuous sentences about what the people were and weren't doing.

0 *Kim / play tennis / swim*

Kim was playing tennis. She wasn't swimming.

1 *Adam and Pete / run / skate*

2 *Myla / throw a ball / hit a ball*

3 *Karl and Liam / play squash / kick a ball*

4 *Megan and Ana / cycle / climb*

5 *Lucy / catch a ball / do athletics*



Evaluating.

Giving homework.

Зам директора школы _____ дата _____ 20____ год

Дата: “__” _____ 20____ год. Классы: _____. Руководитель кружка: _____

Lesson: Keeping fit

Aims of the activity:

Educational aim: to learn basic greetings
to learn how to ask and answer questions

Educative aim: to bring up them to be friendly

Developing aim: to enable pupils to ask and answer questions

The demand of the state educational standard: get the level A1

Type of the activity: visual

Method: interactive teaching method

Equipment: Textbook, the DVD of the book, puppets, computer, overhead projector

Form: listening, speaking

I. Introduction:

to make pupils feel themselves comfortable and interested at the lesson.

Length and place in the activity: short, at the beginning.

-Good morning, pupils!

-I'm glad to see you.

II. Reflection and assessment.

Length and place in the lesson: 10 min., at the beginning.

Activity 1 Listen and sing

Objective: to sing the song “Good morning”

Pupils listen the song “Good morning” and repeat together with teacher

Good morning to you, good morning to you.

Good morning, good morning,

Good morning to you.

III. Procedure of a new activity.

Length and place in the activity: 10 min., after presentation.



1 Ask and answer the questions with a partner.

1 What activities do you enjoy doing in PE class?

2 What physical activities do you do in your free time?

2 Read the text quickly. Match the sentences with the types of training.

1 It's good for warming up before exercising.

2 It's exercise that gives you stronger muscles.

3 It's a typical activity for professional athletes.

4 It includes physical activities like cycling.

3 Read the text again and answer the questions.

1 How can lifting smaller weights help you keep fit?

2 What two ways can people lift weights at the gym?

3 How does aerobic exercise keep your heart healthy?

4 What type of training can help you cycle faster?

5 Why is balance important for some types of exercise?

6 Why is interval training a good idea for tennis players?

Evaluating.

Giving homework.

Зам директора школы _____ дата _____ 20__ год

Дата: “__” _____ 20____ год. Классы: _____. Руководитель кружка: _____

Lesson: Shopping in London

Aims of the activity:

Educational aim: to learn basic greetings
to learn how to ask and answer questions

Educative aim: to bring up them to be friendly

Developing aim: to enable pupils to ask and answer questions

The demand of the state educational standard: get the level A1

Type of the activity: visual

Method: interactive teaching method

Equipment: Textbook, the DVD of the book, puppets, computer, overhead projector

Form: listening, speaking

I. Introduction:

to make pupils feel themselves comfortable and interested at the lesson.

Length and place in the activity: short, at the beginning.

-Good morning, pupils!

-I'm glad to see you.

II. Reflection and assessment.

Length and place in the lesson: 10 min., at the beginning.

Activity 1 Listen and sing

Objective: to sing the song “Good morning”

Pupils listen the song “Good morning” and repeat together with teacher

Good morning to you, good morning to you.

Good morning, good morning,

Good morning to you.

III. Procedure of a new activity.

Length and place in the activity: 10 min., after presentation.

1 Read the texts on the opposite page. Which place would you most like to visit? Where should people go in London if they ...

- 1 would like to go shopping for toys?
- 2 are looking for second-hand clothes?
- 3 plan to shop and then see a film?

2 Are the sentences true or false? Correct the false sentences.

- 1 Most Oxford Street shops are unusual and quite expensive.
- 2 Camden would be a nice place to go shopping on a sunny day.
- 3 Camden is good for people who like to dress differently.
- 4 There is often a lot of traffic on Carnaby Street.
- 5 Carnaby Street first became popular for modern fashion.
- 6 There are football fields in the Westfield shopping centre.

3 Match the highlighted words in the text to the meanings.

- 1 new, modern and in fashion
- 2 for people who are walking
- 3 very bad, terrible
- 4 extremely large
- 5 tables to sell things, often outdoors

4 Listen to a report on teenagers' shopping habits in the UK. Number the questions in the order you hear them.

Have you bought anything online in the last three months?

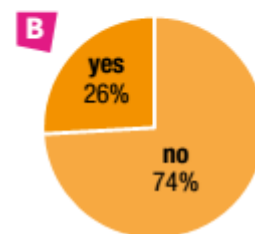
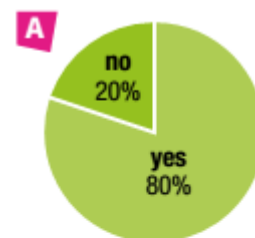
Where do you usually get the money from when you go shopping?

How often do you go shopping?

Do you count shopping as one of your hobbies?

Do you shop more in-store or online?

What do you buy when you go shopping?



Evaluating.

Giving homework.

Зам директора школы _____ дата _____ 20____ год

Дата: “ ” 20 год. Классы: . Руководитель кружка: _____

Lesson: Sports phrases

Aims of the activity:

Educational aim: to learn basic greetings
to learn how to ask and answer questions

Educative aim: to bring up them to be friendly

Developing aim: to enable pupils to ask and answer questions

The demand of the state educational standard: get the level A1

Type of the activity: visual

Method: interactive teaching method

Equipment: Textbook, the DVD of the book, puppets, computer, overhead projector

Form: listening, speaking

I. Introduction:

to make pupils feel themselves comfortable and interested at the lesson.

Length and place in the activity: short, at the beginning.

-Good morning, pupils!

-I'm glad to see you.

II. Reflection and assessment.

Length and place in the lesson: 10 min., at the beginning.

Activity 1 Listen and sing

Objective: to sing the song “Good morning”

Pupils listen the song “Good morning” and repeat together with teacher

Good morning to you, good morning to you.

Good morning, good morning,

Good morning to you.

III. Procedure of a new activity.

Length and place in the activity: 10 min., after presentation.



1 Look at the photos. Discuss the questions.

1 Which are individual sports? Which are team sports?

2 Which of these sports can you do at your school?

2 Listen to three people talking about sport. Which sports do they talk about?

3 Listen again. Choose the correct words to complete the phrases.

1 enter/ join a competition or tournament

2 win/ score a prize, medal, game or match

3 score / win a goal or point

4 give/ lose a game or match

5 win / beat the other team

6 have / join a go at something

7 join / enter a club

8 give / join (someone) the chance

9 miss/ enter an opportunity to do something

Evaluating.

Giving homework.

Зам директора школы _____ дата _____ 20 _____ год

Дата: “__” _____ 20____ год. Классы: _____. Руководитель кружка: _____

Lesson: Exam 2

Aims of the activity:

Educational aim: to learn basic greetings
to learn how to ask and answer questions

Educative aim: to bring up them to be friendly

Developing aim: to enable pupils to ask and answer questions

The demand of the state educational standard: get the level A1

Type of the activity: visual

Method: interactive teaching method

Equipment: Textbook, the DVD of the book, puppets, computer, overhead projector

Form: listening, speaking

I. Introduction:

to make pupils feel themselves comfortable and interested at the lesson.

Length and place in the activity: short, at the beginning.

-Good morning, pupils!

-I'm glad to see you.

II. Reflection and assessment.

Length and place in the lesson: 10 min., at the beginning.

Activity 1 Listen and sing

Objective: to sing the song “Good morning”

Pupils listen the song “Good morning” and repeat together with teacher

Good morning to you, good morning to you.

Good morning, good morning,

Good morning to you.

III. Procedure of a new activity.

Length and place in the activity: 10 min., after presentation.

1 Complete the conversations. Use the present simple or continuous, or the past simple or continuous form of the verbs.

1 A: I (spend) a lot of time on homework at the moment.

B: Me too. It's unbelievable! Last term, we (not have) as much work.

2 A: Why you (stop) having guitar lessons?

B: I (not make) any progress and I didn't like the teacher.

3 A: Why Tom (be) so unfriendly at the moment?

B: I (not know). He usually (say) hello in the mornings.

4 A: (you / go) cycling next Saturday?

B: No. I (usually / go) cycling on Saturdays, but I (lose) my helmet yesterday.

5 A: How old (be) you when you (get) your driving licence?

B: Eighteen. But I (not own) a car until I was 25.

6 A: I (send) you loads of messages last night but you (not read) any of them.

B: No, sorry. I (train) for a swimming competition. It's on Sunday. you (come) to watch?

2 Complete the second sentence so that it means the same as the first. Use no more than three words.

1 Your room is messier than mine. My room isn't yours.

2 I'm not as good at climbing as my dad. My dad is at climbing than me.

3 I don't own a warmer jacket. This is jacket I own.

4 My old boots aren't as comfortable as these ones. These boots are my old ones.

5 My hair isn't as curly as my sister's. My sister's hair is mine.

6 You're more patient than me. I'm as you.

7 There isn't a player on the team as bad as me. I'm player on the team.

8 My brother and I are the same height. I'm as my brother.

3 Choose the correct words.

1 Tonight she meet /'s meeting some friends at the cinema.

2 Thank you for the gift you sent /sendme recently.

3 She got the better /bestmark in the class.

4 I was looking online because I needed /was needingsome new clothes.

Evaluating.

Giving homework.

Зам директора школы _____ дата _____ 20____ год

Дата: “ ” 20 _____ год. Классы: _____. Руководитель кружка: _____

Lesson: The past simple and continuous

Aims of the activity:

Educational aim: to learn basic greetings
to learn how to ask and answer questions

Educative aim: to bring up them to be friendly

Developing aim: to enable pupils to ask and answer questions

The demand of the state educational standard: get the level A1

Type of the activity: visual

Method: interactive teaching method

Equipment: Textbook, the DVD of the book, puppets, computer, overhead projector

Form: listening, speaking

I. Introduction:

to make pupils feel themselves comfortable and interested at the lesson.

Length and place in the activity: short, at the beginning.

-Good morning, pupils!

-I'm glad to see you.

II. Reflection and assessment.

Length and place in the lesson: 10 min., at the beginning.

Activity 1 Listen and sing

Objective: to sing the song “Good morning”

Pupils listen the song “Good morning” and repeat together with teacher

Good morning to you, good morning to you.

Good morning, good morning,

Good morning to you.

III. Procedure of a new activity.

Length and place in the activity: 10 min., after presentation.

1 Read the examples. Which verb is in the past continuous? How do we form the past continuous?

1 *Immediately I heard the noise of a loud motorbike.*

2 *She was waiting at the side of the road.*

2 *Choose the correct words to complete the rules.*

a *We use the past simple/ continuous to talk about a completed action at a past time.*

b *We use the past simple/ continuous to talk about actions in progress at a past time.*

3 Choose the correct form of the verbs.

1 *I couldn't call you. The thief stole /was stealing my phone!*

2 *I saw someone in front of your house yesterday. She tried /was trying to open your car door.*

3 *What did the burglars take /were the burglars taking?*

4 *I phoned you last night but there was no answer. What did you do /were you doing?*

5 *We weren't at home last night. We travelled / were travelling back from a relative's house.*

4 Read the examples from the stories. Then complete the rules with past simple or past continuous.

1 *We were crossing the road, when I got out my phone.*

2 *While the officers were checking the bikes, they noticed that several of them didn't have bells.*

3 *When we arrived, my brother and I got changed straight away and jumped in.*

We often use the past continuous and the past simple together.

a *The _____ talks about a past action in progress.*

b *The _____ talks about a completed shorter action that interrupted the action in progress.*

c *If one action happens after the other, we use the _____ for both actions.*

5 Correct the mistake in each sentence.

1 *I read a book when a woman screamed.*

2 *We are talking when a policeman asked me my name.*

3 *We went to my house and we were watching TV.*

4 *When I walked near the river, I saw a dog in the water.*

5 *While we're waiting for the bus, I heard a cry.*

6 *He was quite tall and wears a loose-fitting tracksuit.*

Evaluating.

Giving homework.

Зам директора школы _____ дата _____ 20 ____ год

Дата: “__” _____ 20____ год. Классы: _____. Руководитель кружка: _____

Lesson: Suggestions and comments

Aims of the activity:

Educational aim: to learn basic greetings
to learn how to ask and answer questions

Educative aim: to bring up them to be friendly

Developing aim: to enable pupils to ask and answer questions

The demand of the state educational standard: get the level A1

Type of the activity: visual

Method: interactive teaching method

Equipment: Textbook, the DVD of the book, puppets, computer, overhead projector

Form: listening, speaking

I. Introduction:

to make pupils feel themselves comfortable and interested at the lesson.

Length and place in the activity: short, at the beginning.

-Good morning, pupils!

-I'm glad to see you.

II. Reflection and assessment.

Length and place in the lesson: 10 min., at the beginning.

Activity 1 Listen and sing

Objective: to sing the song “Good morning”

Pupils listen the song “Good morning” and repeat together with teacher

Good morning to you, good morning to you.

Good morning, good morning,

Good morning to you.

III. Procedure of a new activity.

Length and place in the activity: 10 min., after presentation.

1 Ntando received his first blades from an organisation called Jumping Kids.

There are many organisations that do similar work. Read a post on a school website about Runners Inc. What is it? Don't read the comments yet

Runners Inc. gives children with leg amputations the chance to lead full and active lives by giving them special equipment to help them walk and run. At our school we're trying to raise £1,000 by the end of the year to donate to the organisation. What do you think we could do to raise the money? Post your ideas



Nat Why not encourage people to do an activity like a sponsored run? We can ask our family and neighbours to give us £1 for each time we run around the school sports field. There are lots of runners in my school and most people like doing something for charity. Also, it's a really good way of telling the community about Runners Inc. What about posting it on social media? That would be helpful as well, in my opinion

2 Read Zoe's and Nat's online comments. Then answer the questions.

1 What does Zoe suggest?

2 What extra suggestion does she make?

3 How does she link her suggestions?

4 Which activity does Nat mention?

5 How many reasons does he give for his idea?

6 How does he link his reasons?

5 Write your comment.

• Use the tips in the Prepare to writebox.

• Write about 70 words.

• Remember to check your spelling and grammar.

Evaluating.

Giving homework.

Зам директора школы _____ дата _____ 20____ год



Дата: “ ” 20 _____ год. Классы: _____. Руководитель кружка: _____

Lesson: Survival academy

Aims of the activity:

Educational aim: to learn basic greetings
to learn how to ask and answer questions

Educative aim: to bring up them to be friendly

Developing aim: to enable pupils to ask and answer questions

The demand of the state educational standard: get the level A1

Type of the activity: visual

Method: interactive teaching method

Equipment: Textbook, the DVD of the book, puppets, computer, overhead projector

Form: listening, speaking

I. Introduction:

to make pupils feel themselves comfortable and interested at the lesson.

Length and place in the activity: short, at the beginning.

-Good morning, pupils!

-I'm glad to see you.

II. Reflection and assessment.

Length and place in the lesson: 10 min., at the beginning.

Activity 1 Listen and sing

Objective: to sing the song “Good morning”

Pupils listen the song “Good morning” and repeat together with teacher

Good morning to you, good morning to you.

Good morning, good morning,

Good morning to you.

III. Procedure of a new activity.

Length and place in the activity: 10 min., after presentation.

1 Match the examples to the rules.

1 In the past, fires during the summer months were common in Australia.

2 It destroyed many homes in the capital city, Canberra.

3 Last summer, one fire grew so powerful that it created a tornado nearly 500 metres wide.

We use the past simple to talk about:

a a single completed past action or event.

b something that happened at a particular time in the past.

c things that happened regularly in the past

4 Match the examples to the rules.

1 My family used to live just outside Canberra.

2 As kids, we used to spend every August with our grandparents.

3 Before electricity, how did people use to keep warm during the long, cold winters?

4 Generally speaking, forest fires didn't use to be as common as they are now.

5 Nick didn't use to come snowboarding with us, but now he loves it.

We use used to to talk about:

a something that happened or didn't happen regularly in the past.

b a permanent situation in the past that is no longer the case

5 Correct the mistake in each sentence.

1 When we were kids, we use to play together.

2 When you were younger, were you watching cartoons on TV?

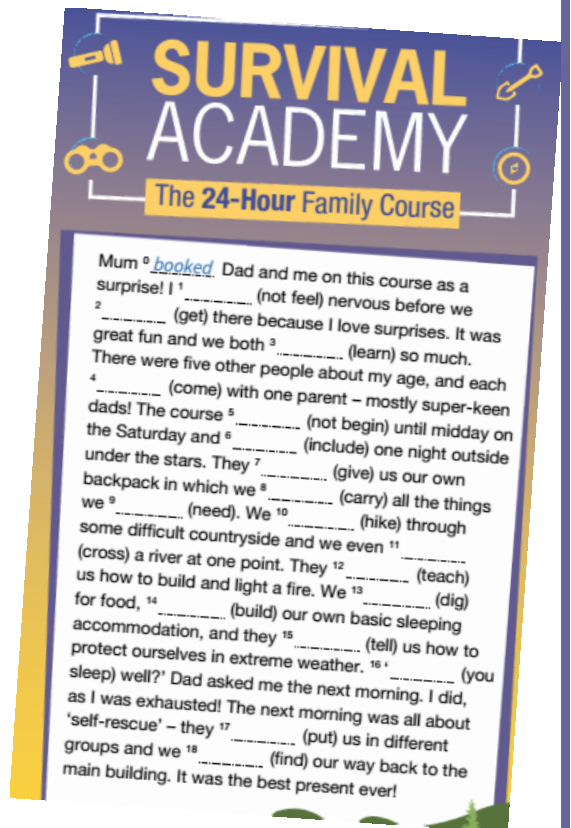
3 In my country, it is used to rain more often than it does now.

4 The film is about a shop where people used to going in the 1980s

Evaluating.

Giving homework.

Зам директора школы _____ дата _____ 20 _____ год



Дата: “__” _____ 20____ год. Классы: _____. Руководитель кружка: _____

Lesson: City problems

Aims of the activity:

Educational aim: to learn basic greetings
to learn how to ask and answer questions

Educative aim: to bring up them to be friendly

Developing aim: to enable pupils to ask and answer questions

The demand of the state educational standard: get the level A1

Type of the activity: visual

Method: interactive teaching method

Equipment: Textbook, the DVD of the book, puppets, computer, overhead projector

Form: listening, speaking

I. Introduction:

to make pupils feel themselves comfortable and interested at the lesson.

Length and place in the activity: short, at the beginning.

-Good morning, pupils!

-I'm glad to see you.

II. Reflection and assessment.

Length and place in the lesson: 10 min., at the beginning.

Activity 1 Listen and sing

Objective: to sing the song “Good morning”

Pupils listen the song “Good morning” and repeat together with teacher

Good morning to you, good morning to you.

Good morning, good morning,

Good morning to you.

III. Procedure of a new activity.

Length and place in the activity: 10 min., after presentation.



2 Complete the sentences with some of the problems in Exercise 1.

0 If we leave for the shopping centre early, we can avoid the crowds. It gets really busy there by lunchtime.

1 There was a _____ in our building last night. We had to use torches to see.

2 Can you take out the _____? They'll collect it tomorrow morning.

3 There's a huge problem with _____ in our city from cars and lorries. Many of the buses are electric now.

4 There is always a _____ outside our school in the mornings. More children should walk to school. It's dangerous!

5 I go to school by _____. I often catch the bus but there's also a train.

6 We never go on the underground during the _____ in summer. The trains get too hot.

4 Listen and write one or two words in each space.

1 There's a lot of graffiti on a _____ near the man's house.

2 When the girl lived in a village, she _____ to school.

3 The boy usually gets _____ into the city.

4 The woman says she avoids _____ during the rush hour.

5 Complete the sentences about where you live. Use the problems in Exercise 1. Discuss your sentences in pairs.

1 There's a serious problem with ...

4 There isn't/aren't enough ...

2 We don't have a problem with ...

5 One of my favourite places is ...

3 There are lots of ...

6 One thing I don't like is ...

Evaluating.

Giving homework.

Зам директора школы _____ дата _____ 20____ год

Дата: “__” _____ 20____ год. Классы: _____. Руководитель кружка: _____

Lesson: Living in the country

Aims of the activity:

Educational aim: to learn basic greetings
to learn how to ask and answer questions

Educative aim: to bring up them to be friendly

Developing aim: to enable pupils to ask and answer questions

The demand of the state educational standard: get the level A1

Type of the activity: visual

Method: interactive teaching method

Equipment: Textbook, the DVD of the book, puppets, computer, overhead projector

Form: listening, speaking

I. Introduction:

to make pupils feel themselves comfortable and interested at the lesson.

Length and place in the activity: short, at the beginning.

-Good morning, pupils!

-I'm glad to see you.

II. Reflection and assessment.

Length and place in the lesson: 10 min., at the beginning.

Activity 1 Listen and sing

Objective: to sing the song “Good morning”

Pupils listen the song “Good morning” and repeat together with teacher

Good morning to you, good morning to you.

Good morning, good morning,

Good morning to you.

III. Procedure of a new activity.

Length and place in the activity: 10 min., after presentation.



1 What are the advantages and disadvantages of living in the country?

2 Listen to an interview with Bess and Mr Evans. In general, do they agree or disagree?

3 Read the sentences carefully and check any new words. Then listen again and choose the correct words.

1 Mr Evans lives in the country/ city.

2 Bess lives/ lived in the same place as Mr Evans.

3 Mr Evans thinks Bess is sometimes/ never late for school.

4 Mr Evans thinks villages need better roads / public transport.

5 Bess thinks the problem with rubbish is worse/ better where she lives now.

6 Bess thinks we should do more cleaning/ recycling in this country

5 Prepare your ideas on two of the topics below.

1 going to the cinema / watching films at home

2 going to a concert / listening to music on headphones

3 cycling / using public transport

4 living in an apartment building / living in a house

5 holidays at the beach / holidays in cities

Evaluating.

Giving homework.

Зам директора школы _____ дата _____ 20____ год

Дата: “__” _____ 20____ год. Классы: _____. Руководитель кружка: _____

Lesson: Working as a team

Aims of the activity:

Educational aim: to learn basic greetings
to learn how to ask and answer questions

Educative aim: to bring up them to be friendly

Developing aim: to enable pupils to ask and answer questions

The demand of the state educational standard: get the level A1

Type of the activity: visual

Method: interactive teaching method

Equipment: Textbook, the DVD of the book, puppets, computer, overhead projector

Form: listening, speaking

I. Introduction:

to make pupils feel themselves comfortable and interested at the lesson.

Length and place in the activity: short, at the beginning.

-Good morning, pupils!

-I'm glad to see you.

II. Reflection and assessment.

Length and place in the lesson: 10 min., at the beginning.

Activity 1 Listen and sing

Objective: to sing the song “Good morning”

Pupils listen the song “Good morning” and repeat together with teacher


Good morning to you, good morning to you.

Good morning, good morning,

Good morning to you.

III. Procedure of a new activity.

Length and place in the activity: 10 min., after presentation.



LIFE SKILLS

Working as a team

Projects and other activities can be easier if we work with other people as a team. We can do tasks more quickly if we share the work and help each other. Different group members can combine their talents and work on tasks they enjoy, while teaching other people how to improve.

1 Ask and answer the questions with a partner.

1 How often do you work in teams in your classes?

2 Do you do any team activities in your free time?

3 Do you like working in teams? Why? / Why not?

3 Match the sentences with the introduction or tips 1–5 in the text.

1 Some people may want to choose tasks they are good at doing.

2 Everyone has to be responsible and complete their own tasks.

3 If you don't understand the instructions, check with the teacher.

4 Think carefully about the best order for doing the different tasks.

5 When team members don't work well together, projects are more difficult.

6 It's more successful if team members each have a special part to play in the team

Evaluating.

Giving homework.

Зам директора школы _____ дата _____ 20____ год

Дата: “ ” 20 год. Классы: . Руководитель кружка: _____

Lesson: Exam 2

Aims of the activity:

Educational aim: to learn basic greetings
to learn how to ask and answer questions

Educative aim: to bring up them to be friendly

Developing aim: to enable pupils to ask and answer questions

The demand of the state educational standard: get the level A1

Type of the activity: visual

Method: interactive teaching method

Equipment: Textbook, the DVD of the book, puppets, computer, overhead projector

Form: listening, speaking

I. Introduction:

to make pupils feel themselves comfortable and interested at the lesson.

Length and place in the activity: short, at the beginning.

-Good morning, pupils!

-I'm glad to see you.

II. Reflection and assessment.

Length and place in the lesson: 10 min., at the beginning.

Activity 1 Listen and sing

Objective: to sing the song “Good morning”

Pupils listen the song “Good morning” and repeat together with teacher

Good morning to you, good morning to you.

Good morning, good morning,

Good morning to you.

III. Procedure of a new activity.

Length and place in the activity: 10 min., after presentation.

3 Complete the sentences with the correct form of the verbs. Use the present simple or present continuous.

1 Mara (enjoy) going for a run every morning.

2 Look! The weather (get) worse.

3 I (know) the answer to the question.

4 It's a really expensive bike. It (cost) over \$400.

5 She (read) a book on her phone at the moment.

6 Marcia and Maisy (meet) their friends at the shopping centre tonight

4 Complete the article with the past simple form of the verbs in the box.

affect be (x2) burn die help lose post take work

EVERY YEAR IN AUSTRALIA there are a lot of bushfires. In 2013, there 1a particularly bad one that 2an area called the Blue Mountains, very close to Sydney. My friend Olivia lives there and her house was very close to the fire. She said that the fire 3for a long time and lots of people 4their houses. Sadly, some animals 5too. But the fire services 6amazing and they 7long, hard hours to try to stop the fires. Olivia 8lots of photos during the fires and she 9them on her social media pages. She also 10to raise money to give to the people who lost their homes in the fire

5 Choose the correct option.

1 I used to spend much/a lot of money on clothes.

2 Many people are tiredin/of spending so much time looking at screens.

3 Remember that we meet / are meeting at the shopping centre at 8 pm tonight.

4 Could you give us the same discount we use/usedto get?

6 Correct the mistake in each sentence.

1 Last night, I bought a shirt and a trousers online.

2 My best friend is very good in sailing.

3 I really like buy clothes online.

4 When we were younger, we use to visit my grandparents every weekend.

Evaluating.

Giving homework.

Зам директора школы _____ дата _____ 20 ____ год

Дата: “__” _____ 20____ год. Классы: _____. Руководитель кружка: _____

Lesson: Review

Aims of the activity:

Educational aim: to learn basic greetings
to learn how to ask and answer questions

Educative aim: to bring up them to be friendly

Developing aim: to enable pupils to ask and answer questions

The demand of the state educational standard: get the level A1

Type of the activity: visual

Method: interactive teaching method

Equipment: Textbook, the DVD of the book, puppets, computer, overhead projector

Form: listening, speaking

I. Introduction:

to make pupils feel themselves comfortable and interested at the lesson.

Length and place in the activity: short, at the beginning.

-Good morning, pupils!

-I'm glad to see you.

II. Reflection and assessment.

Length and place in the lesson: 10 min., at the beginning.

Activity 1 Listen and sing

Objective: to sing the song “Good morning”

Pupils listen the song “Good morning” and repeat together with teacher


Good morning to you, good morning to you.

Good morning, good morning,

Good morning to you.

III. Procedure of a new activity.

Length and place in the activity: 10 min., after presentation.



7 Listen to Fiona talk about her trip to New York. Tick (✓) the places that you hear.

1 the Statue of Liberty

2 JFK Airport

3 Chinatown

4 Times Square

5 Bronx Zoo

6 Empire State Building

7 Central Park

8 Coney Island

9 MoMA

10 Yankee Stadium

8 Listen again. Are the sentences true or false?

1 Fiona went to Coney Island on Sunday morning.

2 They didn't have enough time to see a baseball game.

3 Fiona went to Times Square before lunch on Saturday.

4 Fiona's parents didn't want to visit the art museum.

5 They didn't visit the Statue of Liberty this time.

6 Fiona had dinner in Chinatown on Sunday.

9 Look at the phrases in the Useful language box. Change the words in brackets with your own ideas.

USEFUL LANGUAGE

Describing a visit to a city

1 First, we went to (the park).

2 Next, we visited (Times Square)

3 After lunch, we decided to (visit a museum).

Evaluating.

Giving homework.

Зам директора школы _____ дата _____ 20____ год

Дата: “ ” 20 _____ год. Классы: _____. Руководитель кружка: _____

Lesson: Obligation and choice

Aims of the activity:

Educational aim: to learn basic greetings
to learn how to ask and answer questions

Educative aim: to bring up them to be friendly

Developing aim: to enable pupils to ask and answer questions

The demand of the state educational standard: get the level A1

Type of the activity: visual

Method: interactive teaching method

Equipment: Textbook, the DVD of the book, puppets, computer, overhead projector

Form: listening, speaking

I. Introduction:

to make pupils feel themselves comfortable and interested at the lesson.

Length and place in the activity: short, at the beginning.

-Good morning, pupils!

-I'm glad to see you.

II. Reflection and assessment.

Length and place in the lesson: 10 min., at the beginning.

Activity 1 Listen and sing

Objective: to sing the song “Good morning”

Pupils listen the song “Good morning” and repeat together with teacher

Good morning to you, good morning to you.

Good morning, good morning,

Good morning to you.

III. Procedure of a new activity.

Length and place in the activity: 10 min., after presentation.

1 Read the examples. Then complete the rules.

1 You must show them you can change.

2 He knows he mustn't go in there.

3 I have to get home by 9.30 pm.

4 You don't have to be with someone all the time.

5 Last Saturday, I had to get home by 10 pm.

6 My mates didn't have to get home until 11 pm.

a We use have to and to talk about rules and things that are necessary.

b We use when something isn't allowed by a rule.

c We use don't have to when something isn't necessary. We use when something wasn't necessary in the past.

d We use for rules in the past.

e Remember: You mustn't go. = You aren't allowed to go. You don't have to go. = It isn't necessary for you to go.

2 Make two sentences for each idea. Compare your answers.

0 things you have to do at school

I have to wear a uniform. I have to study for my exams.

1 things you don't have to do at school

2 things you mustn't do at school

3 things you must do at home

4 things you mustn't do at home

5 things you had to do when you were younger

6 things you didn't have to do when you were younger

4 Take turns to read out the problems and give advice. Use You should or You shouldn't.

1 I can never find my phone.

2 I find it hard to make friends.

3 I have a lot of arguments with my cousins.

4 My parents think everything is my fault.

5 My sister/brother uses my things without asking

Evaluating.

Giving homework.

Зам директора школы _____ дата _____ 20 ____ год

Дата: “__” _____ 20____ год. Классы: _____. Руководитель кружка: _____

Lesson: Past simple and continuous

Aims of the activity:

Educational aim: to learn basic greetings
to learn how to ask and answer questions

Educative aim: to bring up them to be friendly

Developing aim: to enable pupils to ask and answer questions

The demand of the state educational standard: get the level A1

Type of the activity: visual

Method: interactive teaching method

Equipment: Textbook, the DVD of the book, puppets, computer, overhead projector

Form: listening, speaking

I. Introduction:

to make pupils feel themselves comfortable and interested at the lesson.

Length and place in the activity: short, at the beginning.

-Good morning, pupils!

-I'm glad to see you.

II. Reflection and assessment.

Length and place in the lesson: 10 min., at the beginning.

Activity 1 Listen and sing

Objective: to sing the song “Good morning”

Pupils listen the song “Good morning” and repeat together with teacher

Good morning to you, good morning to you.

Good morning, good morning,

Good morning to you.

III. Procedure of a new activity.

Length and place in the activity: 10 min., after presentation.

2 Five sentences have been removed from the text. For each question, choose the correct answer. There are three extra sentences which you do not need to use.

A The boys refused to give up, however, and continued to talk to possible producers.

B It was immediately successful.

C They spent the money they earned in their part-time jobs on really good ones.


D Thanks to its publication, people noticed the brand.

E It wasn't the most attractive design that the twins produced.

F Meanwhile, Chet was the creative twin.

G He was pleased with the progress they were making.

H This wasn't easy, but they eventually found two



1 Match the examples to the rules.

1 One of their first customers, Rihanna, was wearing a Lucid FC jacket and cap at a basketball match in 2015 when someone took a photo of her.

2 While the boys were studying the fashion business at college, they looked for manufacturers ...

3 Celebrities were soon wearing it, too.

4 Together, at the age of 15, they created the streetwear brand Lucid FC.

a We use the past simple to talk about completed actions and things that happened in the past.

b We use the past continuous to talk about actions and situations in progress at a certain time in the past.

c We can also use the past continuous to describe the background to a story.

d We can use the past continuous for an action in progress that is interrupted by a short action in the past simple

2 Choose the correct verb form.

1 When I walked / was walking near the river, I saw some beautiful flowers.

2 Freddie spent / was spending three months in Nepal last year.

3 My mum fixed / was fixing my computer for me last night. Now it works!

4 I'm sorry I didn't call you sooner but I was studying / studied all afternoon.

5 I read / was reading my text messages, when my doorbell rang.

6 They filmed us while we are / were playing in the garden

Evaluating.

Giving homework.

Зам директора школы _____ дата _____ 20__ год

Дата: “ ” 20 _____ год. Классы: _____. Руководитель кружка: _____

Lesson: Health

Aims of the activity:

Educational aim: to learn basic greetings
to learn how to ask and answer questions

Educative aim: to bring up them to be friendly

Developing aim: to enable pupils to ask and answer questions

The demand of the state educational standard: get the level A1

Type of the activity: visual

Method: interactive teaching method

Equipment: Textbook, the DVD of the book, puppets, computer, overhead projector

Form: listening, speaking

I. Introduction:

to make pupils feel themselves comfortable and interested at the lesson.

Length and place in the activity: short, at the beginning.

-Good morning, pupils!

-I'm glad to see you.

II. Reflection and assessment.

Length and place in the lesson: 10 min., at the beginning.

Activity 1 Listen and sing

Objective: to sing the song “Good morning”

Pupils listen the song “Good morning” and repeat together with teacher

Good morning to you, good morning to you.

Good morning, good morning,

Good morning to you.

III. Procedure of a new activity.

Length and place in the activity: 10 min., after presentation.

1 Look at the photos. What's wrong with the people?

2 Read the quiz. Check the meaning of the words

If you burn your hand on a hot pan, you should ...

A put some ice on your hand.

B put some butter on your hand.

C put your hand under cool water.

If you cut your hand with a knife, you should ...

A hold your hand in the air.

B put pressure on the area and then clean it with cold water.

C call a doctor.

If your nose starts to bleed, you should ...

A put your head back.

B hold the top of your nose firmly between your thumb and a finger.

C put your head forward and blow your nose

5 Complete the sentences with the correct form of words from the quiz.

1 After an hour of running, my leg muscles really _____.

2 Be careful with that sharp knife or you might _____ yourself.

3 When I had something in my eye, my dad told me to _____ a few times.

4 My friend _____ her hand while she was ironing her clothes.

5 There was silence, the music started and then somebody _____. Very annoying!

6 When I was playing basketball, I fell over and _____ my foot.

7 Sometimes you _____ when you're tired or bored.

8 When we run or do exercise, we _____ more quickly.

9 Last year I had the flu and it took me ages to _____.

I was off school for two weeks!

10 I was really excited and I could feel my heart _____.

11 The ball hit me hard in the face and my nose began to _____.

12 My mum had a really bad cold last month. She was sneezing and _____ all day



Evaluating.

Giving homework.

Зам директора школы _____ дата _____ 20 _____ год

Дата: “__” _____ 20____ год. Классы: _____. Руководитель кружка: _____

Lesson: International travel

Aims of the activity:

Educational aim: to learn basic greetings
to learn how to ask and answer questions

Educative aim: to bring up them to be friendly

Developing aim: to enable pupils to ask and answer questions

The demand of the state educational standard: get the level A1

Type of the activity: visual

Method: interactive teaching method

Equipment: Textbook, the DVD of the book, puppets, computer, overhead projector

Form: listening, speaking

I. Introduction:

to make pupils feel themselves comfortable and interested at the lesson.

Length and place in the activity: short, at the beginning.

-Good morning, pupils!

-I'm glad to see you.

II. Reflection and assessment.

Length and place in the lesson: 10 min., at the beginning.

Activity 1 Listen and sing

Objective: to sing the song “Good morning”

Pupils listen the song “Good morning” and repeat together with teacher

Good morning to you, good morning to you.

Good morning, good morning,

Good morning to you.

III. Procedure of a new activity.

Length and place in the activity: 10 min., after presentation.



1 Match the words in the box with A–K in the photos.

baggage baggage hall boarding pass check-in desk customs
departure gate passport passport control
queue security check sign

4 Complete the sentences with words from Exercise 1.

1 You have to show your _____ and your ticket at the check-in desk.

2 There's often a _____ for the security check.

3 You need to follow the _____ to your departure gate, where your _____ and your _____ are checked.

4 As you walk through customs, officers might ask to check inside your _____.

5 Discuss the questions.

1 What's the difference between a boarding pass and a ticket?

2 What's the difference between a security check and a customs check?

3 What are the best and worst things about air travel?



Evaluating.

Giving homework.

Зам директора школы _____ дата _____ 20____ год

Дата: “ ” 20 _____ год. Классы: _____. Руководитель кружка: _____

Lesson: Traveling writing

Aims of the activity:

Educational aim: to learn basic greetings
to learn how to ask and answer questions

Educative aim: to bring up them to be friendly

Developing aim: to enable pupils to ask and answer questions

The demand of the state educational standard: get the level A1

Type of the activity: visual

Method: interactive teaching method

Equipment: Textbook, the DVD of the book, puppets, computer, overhead projector

Form: listening, speaking

I. Introduction:

to make pupils feel themselves comfortable and interested at the lesson.

Length and place in the activity: short, at the beginning.

-Good morning, pupils!

-I'm glad to see you.

II. Reflection and assessment.

Length and place in the lesson: 10 min., at the beginning.

Activity 1 Listen and sing

Objective: to sing the song “Good morning”

Pupils listen the song “Good morning” and repeat together with teacher

Good morning to you, good morning to you.

Good morning, good morning,

Good morning to you.

III. Procedure of a new activity.

Length and place in the activity: 10 min., after presentation.

First prize: Trip to (1) .

Length of trip: two (2) .

Competition details

What you must mention: the people, (3) and the local environment.

Maximum number of words to write: (4) .

Closing date of competition: 19th (5) .

What information to include when you apply: (6) .

1 Discuss the questions in pairs.

1 What do you usually do at the weekend?

2 What are you planning to do next weekend?

2 Listen to two friends planning their weekend. What do they decide to do?

3 Read the Prepare to speakbox. Then listen again. Which phrase don't you hear?

Making suggestions

Suggesting ideas

Why don't we ...?

What about ...?

How about ...?

We could ...

Agreeing with ideas

That's a good idea.

That sounds great!

Disagreeing with ideas

I'm not sure.

The problem with that is ...

... might be a better idea.

Making a decision

Yes, let's do that.



4 Work in pairs. Choose three possible activities for the weekend. Use the ideas in the box or your own ideas.

go walking in the mountains go to the beach

hang out in a country park go sightseeing visit a cool museum

Evaluating.

Giving homework.

Зам директора школы _____ дата _____ 20 ____ год

Дата: “__” _____ 20__ год. Классы: _____. Руководитель кружка: _____

Lesson: Discussing options 1

Aims of the activity:

Educational aim: to learn basic greetings
to learn how to ask and answer questions

Educative aim: to bring up them to be friendly

Developing aim: to enable pupils to ask and answer questions

The demand of the state educational standard: get the level A1

Type of the activity: visual

Method: interactive teaching method

Equipment: Textbook, the DVD of the book, puppets, computer, overhead projector

Form: listening, speaking

I. Introduction:

to make pupils feel themselves comfortable and interested at the lesson.

Length and place in the activity: short, at the beginning.

-Good morning, pupils!

-I'm glad to see you.

II. Reflection and assessment.

Length and place in the lesson: 10 min., at the beginning.

Activity 1 Listen and sing

Objective: to sing the song “Good morning”

Pupils listen the song “Good morning” and repeat together with teacher

Good morning to you, good morning to you.

Good morning, good morning,

Good morning to you.

III. Procedure of a new activity.

Length and place in the activity: 10 min., after presentation.

1 Read the instructions for the task below.

Think about each idea and make notes. Compare your notes with a partner.

A boy's sister is coming home from hospital. Here are some things they could do for her first day at home. Talk together about the different things they could do, and decide which one would be the best.

2 Discuss your ideas with your partner. Talk about all the ideas and agree on which is best. Use phrases from the Prepare to speakbox.

Things to do for sister's first day at home



Evaluating.

Giving homework.

Зам директора школы _____ дата _____ 20__ год

Дата: “__” _____ 20____ год. Классы: _____. Руководитель кружка: _____

Lesson: Exam 4

Aims of the activity:

Educational aim: to learn basic greetings
to learn how to ask and answer questions

Educative aim: to bring up them to be friendly

Developing aim: to enable pupils to ask and answer questions

The demand of the state educational standard: get the level A1

Type of the activity: visual

Method: interactive teaching method

Equipment: Textbook, the DVD of the book, puppets, computer, overhead projector

Form: listening, speaking

I. Introduction:

to make pupils feel themselves comfortable and interested at the lesson.

Length and place in the activity: short, at the beginning.

-Good morning, pupils!

-I'm glad to see you.

II. Reflection and assessment.

Length and place in the lesson: 10 min., at the beginning.

Activity 1 Listen and sing

Objective: to sing the song “Good morning”

Pupils listen the song “Good morning” and repeat together with teacher

Good morning to you, good morning to you.

Good morning, good morning,

Good morning to you.

III. Procedure of a new activity.

Length and place in the activity: 10 min., after presentation.

ICE HOCKEY Canada’s official winter sport and the most popular sport on TV. In this cold, northern country, many people learn to skate as children, at public ice rinks or on frozen lakes. Many boys and girls sign up for junior hockey and continue playing as adults. Canada has seven professional teams that play in the National Hockey League. The NHL also includes 24 teams from the USA. Every year, these teams compete for the Stanley Cup, which is the oldest hockey award in North America. It’s named after Lord Frederick Stanley, who established the competition in 1893.

CANADIAN FOOTBALL is another popular spectator sport in Canada. It’s quite similar to American football because the players wear helmets, shoulder pads and other types of protection. However, Canadian teams have twelve players (instead of only eleven) and the playing field is larger. Many Canadian high schools and universities have football teams that compete in regional and national championships. There is also a Canadian Football League with eight professional teams. The most important CFL competition is the Grey Cup, which millions of fans watch on TV every year.

BASKETBALL isn’t the most popular team sport in Canada, which is surprising because a Canadian teacher invented the game in 1891. James Naismith was working at a school in the USA when he had an idea for a new team sport. Nowadays, Canadian students often play basketball in PE class and it’s also a typical after-school activity. At the moment, there is only one professional basketball team in Canada – the Toronto Raptors – which competes in the NBA. There are also Canadian players on other NBA teams

Prepare a presentation about a national sport. Use the topics in Exercise 5 and the questions below to help you.

1 Where is the sport popular? Who plays it?

2 How is the sport played?

3 What special equipment do players use?

4 Is the sport similar to any other sports?

5 What is the history of the sport?

6 What are the biggest competitions?

Make your presentation to the class.

Evaluating.

Giving homework.

Зам директора школы _____ дата _____ 20____ год



Дата: “__” _____ 20____ год. Классы: _____. Руководитель кружка: _____

Lesson: Review

Aims of the activity:

Educational aim: to learn basic greetings
to learn how to ask and answer questions

Educative aim: to bring up them to be friendly

Developing aim: to enable pupils to ask and answer questions

The demand of the state educational standard: get the level A1

Type of the activity: visual

Method: interactive teaching method

Equipment: Textbook, the DVD of the book, puppets, computer, overhead projector

Form: listening, speaking

I. Introduction:

to make pupils feel themselves comfortable and interested at the lesson.

Length and place in the activity: short, at the beginning.

-Good morning, pupils!

-I'm glad to see you.

II. Reflection and assessment.

Length and place in the lesson: 10 min., at the beginning.

Activity 1 Listen and sing

Objective: to sing the song “Good morning”

Pupils listen the song “Good morning” and repeat together with teacher

Good morning to you, good morning to you.

Good morning, good morning,

Good morning to you.

III. Procedure of a new activity.

Length and place in the activity: 10 min., after presentation.

1 Complete the information with the pairs of words.

burglary / burglars hacking / hacker pickpocketing / pickpockets shoplifting / shoplifters vandalism / vandals

The average ¹ _____ takes less than ten minutes.
About 30% of ² _____ enter a home through an open door or window of an apartment.

³ _____ is very common near signs that warn about the problem. The reason is that when people see these signs, they check their important possessions. ⁴ _____ can then see where these possessions are and follow the people until they get their chance to steal them.

⁵ _____ in many areas has decreased since the introduction of mobile phones. Some researchers believe that mobile phones are so entertaining that ⁶ _____ aren't as likely to go out, get bored and break or damage something.

According to American research, 75% of ⁷ _____ are adults, and 25% of them are under 18. And ⁸ _____ is actually more common among shop workers than customers!

2 Match the beginnings of the sentences 1–4 to two correct endings a–h.

- 1 I am ... a on my own.
2 I am doing ... b me really happy.
3 We have ... c something tonight.
4 He makes ... d a lot of things in common.
e friends easily.
f fun together.
g you a favour.
h never wrong

1 Choose the correct word.

1 There isn't _____ crime in my neighbourhood.

A many B much C some

2 My sister and I are having _____ arguments at the moment.

A a lot of B many C a little

3 We did _____ sightseeing on holiday, but we mainly relaxed on the beach.

A a few B much C a little

Evaluating.

Giving homework.

Зам директора школы _____ дата _____ 20____ год

Дата: “ ” 20 год. Классы: . Руководитель кружка: _____

Lesson: Money and shopping

Aims of the activity:

Educational aim: to learn basic greetings
to learn how to ask and answer questions

Educative aim: to bring up them to be friendly

Developing aim: to enable pupils to ask and answer questions

The demand of the state educational standard: get the level A1

Type of the activity: visual

Method: interactive teaching method

Equipment: Textbook, the DVD of the book, puppets, computer, overhead projector

Form: listening, speaking

I. Introduction:

to make pupils feel themselves comfortable and interested at the lesson.

Length and place in the activity: short, at the beginning.

-Good morning, pupils!

-I'm glad to see you.

II. Reflection and assessment.

Length and place in the lesson: 10 min., at the beginning.

Activity 1 Listen and sing

Objective: to sing the song “Good morning”

Pupils listen the song “Good morning” and repeat together with teacher

Good morning to you, good morning to you.

Good morning, good morning,

Good morning to you.

III. Procedure of a new activity.

Length and place in the activity: 10 min., after presentation.



1 Do you save up for things?

a Yes, I'm always saving up for something.

b Sometimes, but not often.

c No, I never save up for anything.

2 Have you got a bank account?

a Yes. I save my money in mine.

b Yes, but I never use it.

c No way. I'm not old enough!

3 Do you always look at the price of things before buying them?

a Of course.

b I don't always check with small things like a drink.

c Not really. If I want something, I buy it

3 Complete the sentences with words from the quiz.

1 The assistant at the _____ gave me too much _____.

2 I want to open a _____ so that I can put money in there and _____ to buy a new phone.

3 Look! Those jumpers are on _____ this week – there's 25% off the normal _____!

4 I tried to _____ the shoes _____ to the shop, but I didn't have the _____, so they wouldn't accept them!

5 Why don't you _____ your old clothes _____ to a charity shop?

Evaluating.

Giving homework.

Зам директора школы _____ дата _____ 20 _____ год

Дата: “__” _____ 20____ год. Классы: _____. Руководитель кружка: _____

Lesson: Present perfect and past simple

Aims of the activity:

Educational aim: to learn basic greetings
to learn how to ask and answer questions

Educative aim: to bring up them to be friendly

Developing aim: to enable pupils to ask and answer questions

The demand of the state educational standard: get the level A1

Type of the activity: visual

Method: interactive teaching method

Equipment: Textbook, the DVD of the book, puppets, computer, overhead projector

Form: listening, speaking

I. Introduction:

to make pupils feel themselves comfortable and interested at the lesson.

Length and place in the activity: short, at the beginning.

-Good morning, pupils!

-I'm glad to see you.

II. Reflection and assessment.

Length and place in the lesson: 10 min., at the beginning.

Activity 1 Listen and sing

Objective: to sing the song “Good morning”

Pupils listen the song “Good morning” and repeat together with teacher

Good morning to you, good morning to you.

Good morning, good morning,

Good morning to you.

III. Procedure of a new activity.

Length and place in the activity: 10 min., after presentation.

1 Match two examples to each rule.

1 *I've just become a Mendes fan.*

2 *The next day he checked his account.*

3 *Mendes is young, but he's already achieved so much.*

4 *He practised every day.*

a We use the present perfect to talk about something in the past that has a link to the present.

b We use the past simple to talk about completed actions in the past. It only refers to the past.

2 Complete the sentences with the past simple or present perfect of the verbs.

1 *Mike (buy) his ticket for the music festival two months ago.*

2 *He (pay) a lot of money for it.*

3 *He (not / see) his favourite band live before and so he's excited.*

4 *Mike's mum wants to help, so she (offer) to take him to the stadium.*

5 *Mike doesn't need a lift from his mum because he (organise) a lift with a friend.*

6 *Mike (call) his friend last night to make the final arrangements for their trip.*

5 Correct the mistake in each sentence.

1 *I just seen your advertisement.*

2 *Yesterday I have bought a new album.*

3 *A new student, Maria Vaz have joined our class.*

4 *Did you already decide to buy the festival ticket?*

5 *I haven't seen the clip yesterday.*

6 *I didn't see the band play there yet*

7 Ask and answer these questions with a partner.

1 *Have you listened to an artist on social media recently? Who was it?*

2 *When did you last listen to music by your favourite artist? Did you listen to a track or the whole album?*

3 *How many artists have you seen live?*

Evaluating.

Giving homework.

Зам директора школы _____ дата _____ 20__ год

Дата: “ ” 20 год. Классы: . Руководитель кружка: _____

Lesson: Buildings

Aims of the activity:

Educational aim: to learn basic greetings
to learn how to ask and answer questions

Educative aim: to bring up them to be friendly

Developing aim: to enable pupils to ask and answer questions

The demand of the state educational standard: get the level A1

Type of the activity: visual

Method: interactive teaching method

Equipment: Textbook, the DVD of the book, puppets, computer, overhead projector

Form: listening, speaking

I. Introduction:

to make pupils feel themselves comfortable and interested at the lesson.

Length and place in the activity: short, at the beginning.

-Good morning, pupils!

-I'm glad to see you.

II. Reflection and assessment.

Length and place in the lesson: 10 min., at the beginning.

Activity 1 Listen and sing

Objective: to sing the song “Good morning”

Pupils listen the song “Good morning” and repeat together with teacher

Good morning to you, good morning to you.

Good morning, good morning,

Good morning to you.

III. Procedure of a new activity.

Length and place in the activity: 10 min., after presentation.

1 Match the sentences to the houses in photos 1–3 on the opposite page.

a The solar panels and glass walls on this house make it look brand new. Its original shape is spectacular to look at. It's more contemporary than the other houses.

b This house is unusual because it's very narrow. Inside this home is very stylish thanks to its bright, fresh design.

c This house is a classic example of a historic tower. Its design is very traditional but it could be quite cosy inside. It's not as modern as the other houses



1 The five students below are learning about unusual homes around the world. Each student wants to find out more about one unusual home, which they will write about for an architecture project. Read the information about each student and underline the things they are interested in. The first one has been done for you.

1 Marcelo loves all kinds of sport and wants to find out about a modern home that has been designed for a famous sportsperson. He loves buildings by the ocean, too.

2 Gloria is very interested in old buildings. She would like to write about one which is in the countryside, and has fantastic views of the landscape.

3 Harry wants to find out about a well-known architect who designed a building which the architect then lived in. He also has an interest in furniture

4 Sofie is keen to learn about a building that is the smallest of its kind. She likes city buildings and wants to find one that is located in an interesting neighbourhood.

5 Kurt wants to learn about a modern home that is better for the environment than other buildings and has won competitions because of its original architecture.

2 Read the descriptions of eight unusual homes (A–H) quickly. Which two are shown in the pictures on the opposite page? Decide which home would be the most suitable for each student (1–5) to write about

Evaluating.

Giving homework.

Зам директора школы _____ дата _____ 20 _____ год

Дата: “ ” 20 _____ год. Классы: _____. Руководитель кружка: _____

Lesson: A story 2

Aims of the activity:

Educational aim: to learn basic greetings
to learn how to ask and answer questions

Educative aim: to bring up them to be friendly

Developing aim: to enable pupils to ask and answer questions

The demand of the state educational standard: get the level A1

Type of the activity: visual

Method: interactive teaching method

Equipment: Textbook, the DVD of the book, puppets, computer, overhead projector

Form: listening, speaking

I. Introduction:

to make pupils feel themselves comfortable and interested at the lesson.

Length and place in the activity: short, at the beginning.

-Good morning, pupils!

-I'm glad to see you.

II. Reflection and assessment.

Length and place in the lesson: 10 min., at the beginning.

Activity 1 Listen and sing

Objective: to sing the song “Good morning”

Pupils listen the song “Good morning” and repeat together with teacher

Good morning to you, good morning to you.

Good morning, good morning,

Good morning to you.

III. Procedure of a new activity.

Length and place in the activity: 10 min., after presentation.

1 Look at the pictures and read the first sentence of the story. What do you think happens in the story?



I've never enjoyed shopping for clothes. It takes ages, and when I get home I always regret buying something, and then I have to take it back. So one day I decided to try doing it online. I looked up the website of my favourite clothes shop and soon I had everything I needed. And there were lots of special offers too! While I was paying for everything, I noticed a competition. I could win the money I paid for my clothes. I've never been lucky, but I decided to enter. A few days later the clothes arrived. Unfortunately, nothing fitted me apart from some socks. So I sent back everything ... except for the socks. A few weeks after that, I got an email. I was one of the winners in their competition. I got back everything I paid for the clothes online. And how much was that? £4.99!

4 Match the highlighted verbs in the story to the meanings.

1 take part in a competition

2 found by looking on a computer

3 returned something to a shop by post

5 Find five time adverbs and phrases in the story. Then choose the correct time adverbs in the sentences.

1 I called my friend as soon as / while the accident happened.

2 About ten minutes then / later, I finally arrived home.

3 He discovered the truth while / then he was reading some old letters.

4 She when / suddenly had a brilliant idea!

5 I needed a new jacket. Soon / First, I tried looking online.

Evaluating.

Giving homework.

Зам директора школы _____ дата _____ 20 _____ год

Дата: “__” _____ 20____ год. Классы: _____. Руководитель кружка: _____

Lesson: The present perfect and past simple

Aims of the activity:

Educational aim: to learn basic greetings
to learn how to ask and answer questions

Educative aim: to bring up them to be friendly

Developing aim: to enable pupils to ask and answer questions

The demand of the state educational standard: get the level A1

Type of the activity: visual

Method: interactive teaching method

Equipment: Textbook, the DVD of the book, puppets, computer, overhead projector

Form: listening, speaking

I. Introduction:

to make pupils feel themselves comfortable and interested at the lesson.

Length and place in the activity: short, at the beginning.

-Good morning, pupils!

-I'm glad to see you.

II. Reflection and assessment.

Length and place in the lesson: 10 min., at the beginning.

Activity 1 Listen and sing

Objective: to sing the song “Good morning”

Pupils listen the song “Good morning” and repeat together with teacher

Good morning to you, good morning to you.

Good morning, good morning,

Good morning to you.

III. Procedure of a new activity.

Length and place in the activity: 10 min., after presentation.

1 Read the examples. Then complete the rules with present perfect or past simple.

1 Ollie's eaten everything from ants to zebra.

2 I made an ostrich curry last week.

a We use the _____ to ask or talk about experiences in our life.

b We use the _____ (often with a past time phrase) to ask or say exactly when something happened.

c We do not use past time phrases with the _____.

2 Choose the correct form of the verbs.

1 We enjoyed the party, but there hasn't been/ wasn't anything to eat.

2 Macy had/ 's had an argument with her best friend yesterday.

3 We eat meat, but we went/ 've been to vegetarian restaurants lots of times.

4 Did you ever cook/ Have you ever cooked a meal for your friends?

5 It was Mum's birthday on Sunday and we went/ 've been out to a restaurant.

6 I never ordered/ 've never ordered pizza online.

3 Ask and answer questions using the present perfect with ever and the past simple.

0 go to a concert? – Who / see?

1 make anyone angry? – Who / be / it?

2 eat out with your friends? – Where / go?

3 win anything? – What / win?

A: Have you ever been to a concert?

B: Yes, I have.

A: Who did you see?

B: I saw Calvin Harris last year.

7 Correct the mistake in each sentence.

1 Yesterday I have left my phone at your house.

2 Hi! I didn't see you for a long time.

3 I know her since 2010.

4 On my last birthday I've got a lot of presents from my friends

Evaluating.

Giving homework.

Зам директора школы _____ дата _____ 20____ год

Дата: “ ” 20 _____ год. Классы: _____. Руководитель кружка: _____

Lesson: Moving

Aims of the activity:

Educational aim: to learn basic greetings
to learn how to ask and answer questions

Educative aim: to bring up them to be friendly

Developing aim: to enable pupils to ask and answer questions

The demand of the state educational standard: get the level A1

Type of the activity: visual

Method: interactive teaching method

Equipment: Textbook, the DVD of the book, puppets, computer, overhead projector

Form: listening, speaking

I. Introduction:

to make pupils feel themselves comfortable and interested at the lesson.

Length and place in the activity: short, at the beginning.

-Good morning, pupils!

-I'm glad to see you.

II. Reflection and assessment.

Length and place in the lesson: 10 min., at the beginning.

Activity 1 Listen and sing

Objective: to sing the song “Good morning”

Pupils listen the song “Good morning” and repeat together with teacher

Good morning to you, good morning to you.

Good morning, good morning,

Good morning to you.

III. Procedure of a new activity.

Length and place in the activity: 10 min., after presentation.

1 Read question 1 and look at the underlined words. Can you think of words with a similar meaning? Listen to the first part of the recording, which is about people who are moving to a new place. Choose A, B or C.

1 You will hear a boy talking to his friend about her move. How does the girl feel about moving to a city?

A sad that she won't see her friends any more

B excited about living in a more interesting place

C glad it isn't too far from where she's living now

2 Now listen to the rest of the conversations about people who are moving to a new place. For each question, choose the correct answer.

2 You will hear a boy talking to his friend about his new school. What does he like about it?

A how good the facilities are

B how much space there is

C how modern it is

3 You will hear a boy and a girl talking about making friends. What does the girl say about making friends in her new village?

A She doesn't think she will be very good at it.

B She expects people will be friendly towards her.

C She has met some interesting people her age

4 Read the ‘order of adjectives’ table below. Then put the adjectives in the correct order in the phrases below.

1 a sofa (leather / brand new / gorgeous)

2 some bowls (little / beautiful / glass)

3 a table (square / big)

4 some chairs (red / comfortable / large)

5 Read the Prepare to speak box. Which phrases does Julia use? Listen again and complete the sentences below.

1 I can see a room in what a house.

4 Not pillows exactly, but pillows?

2 It's got designer lights and .

5 It to be made out of skateboards.

3 A guy is sitting on seat.

6 This place looks a skate park than a house

Evaluating.

Giving homework.

Зам директора школы _____ дата _____ 20 _____ год

Дата: “ ” 20 _____ год. Классы: _____. Руководитель кружка: _____

Lesson: Review

Aims of the activity:

Educational aim: to learn basic greetings
to learn how to ask and answer questions

Educative aim: to bring up them to be friendly

Developing aim: to enable pupils to ask and answer questions

The demand of the state educational standard: get the level A1

Type of the activity: visual

Method: interactive teaching method

Equipment: Textbook, the DVD of the book, puppets, computer, overhead projector

Form: listening, speaking

I. Introduction:

to make pupils feel themselves comfortable and interested at the lesson.

Length and place in the activity: short, at the beginning.

-Good morning, pupils!

-I'm glad to see you.

II. Reflection and assessment.

Length and place in the lesson: 10 min., at the beginning.

Activity 1 Listen and sing

Objective: to sing the song “Good morning”

Pupils listen the song “Good morning” and repeat together with teacher

Good morning to you, good morning to you.

Good morning, good morning,

Good morning to you.

III. Procedure of a new activity.

Length and place in the activity: 10 min., after presentation.

1 Complete the sentences with the words in the box.

create customise design rebuild recycle repair sew

1 Jake offered to _____ my bike because it wasn't working properly.

2 The button on my coat fell off. I'll have to _____ it back on again.

3 I think it's really important to _____ rubbish, to help the environment.

4 For a school project, I have to _____ an original cover for a mobile phone.

5 I love to _____ new things from stuff I don't use any more.

6 When their house burned down, they had to _____ their whole life.

7 Lots of people like to _____ their things so that they are a little bit different.

2 Match the sentence halves.

1 I usually cough a lot

b we yawn.

2 When you look at the computer all day,

c when I have a cold.

3 My legs ached so much

d it's important to blink.

4 When we feel very tired,

e and you could burn yourself.

5 It took me a long time to recover

f from the illness.

6 Be careful! That pan is hot

a after all the running we did yesterday.

3 Match the words in the box to the meanings.

celebrity clip festival livelyrics musician soundtrack studio

1 someone who is famous, especially in the entertainment business

2 a series of special events and performances that takes place over several days

3 someone who plays a musical instrument, often as their job

4 a room where TV or radio programmes are made

5 the words of a song

6 this describes a TV or radio programme that is seen or heard as it happens

7 a short video or audio recording

8 the music that accompanies a film

Evaluating.

Giving homework.

Зам директора школы _____ дата _____ 20 _____ год

Дата: “ ” 20 _____ год. Классы: _____. Руководитель кружка: _____

Lesson: British food

Aims of the activity:

Educational aim: to learn basic greetings
to learn how to ask and answer questions

Educative aim: to bring up them to be friendly

Developing aim: to enable pupils to ask and answer questions

The demand of the state educational standard: get the level A1

Type of the activity: visual

Method: interactive teaching method

Equipment: Textbook, the DVD of the book, puppets, computer, overhead projector

Form: listening, speaking

I. Introduction:

to make pupils feel themselves comfortable and interested at the lesson.

Length and place in the activity: short, at the beginning.

-Good morning, pupils!

-I'm glad to see you.

II. Reflection and assessment.

Length and place in the lesson: 10 min., at the beginning.

Activity 1 Listen and sing

Objective: to sing the song “Good morning”

Pupils listen the song “Good morning” and repeat together with teacher

Good morning to you, good morning to you.

Good morning, good morning,

Good morning to you.

III. Procedure of a new activity.

Length and place in the activity: 10 min., after presentation.

Typical favourites

You can find excellent traditional British food in the thousands of cafés, restaurants and takeaways around the UK. A typical café dish, and perhaps the best-known abroad, is the ‘full English breakfast’. That’s eggs, sausage, tomatoes, beans and fried bread. If you want something hot for lunch in a café, try the meat or vegetarian pies on offer. A classic summer dish is ploughman’s lunch, which is a cold dish of bread, butter, cheese, pickled onion and salad. On Sundays, it’s typical to have a roast dinner with friends and family. Roast beef, lamb or chicken is served with potatoes and boiled vegetables such as carrots and broccoli, and gravy is poured on top. Gravy is a thick, brown sauce and it’s delicious! Takeaways are really popular in the UK. These are small shops that sell hot food that customers take home or eat on the street. Fish and chips has been a British takeaway favourite for a long time. They fry the fish in batter (a mixture of flour and water) and it’s often served with peas, and, of course, lots of chips!



3 Are the sentences true or false? Correct the false sentences.

- 1 At the moment, British food hasn't got much variety.
- 2 Nowadays, British people don't eat roast dinners.
- 3 People usually cook fish and chips at home.
- 4 Cullen skink is an English dish that has fish and potatoes.
- 5 Welsh rarebit is a recipe that hasn't got any meat or fish.
- 6 British food has become more varied because of immigration.

4 Match the highlighted words in the text to the meanings.

- 1 kept in vinegar or salty water
- 2 famous dishes
- 3 a place that cooks and sells food for people to eat somewhere else
- 4 maybe, possibly
- 5 something difficult

Evaluating.

Giving homework.



Зам директора школы _____ дата _____ 20 _____ год

Дата: “ ” 20 _____ год. Классы: _____. Руководитель кружка: _____

Lesson: Technology

Aims of the activity:

Educational aim: to learn basic greetings
to learn how to ask and answer questions

Educative aim: to bring up them to be friendly

Developing aim: to enable pupils to ask and answer questions

The demand of the state educational standard: get the level A1

Type of the activity: visual

Method: interactive teaching method

Equipment: Textbook, the DVD of the book, puppets, computer, overhead projector

Form: listening, speaking

I. Introduction:

to make pupils feel themselves comfortable and interested at the lesson.

Length and place in the activity: short, at the beginning.

-Good morning, pupils!

-I'm glad to see you.

II. Reflection and assessment.

Length and place in the lesson: 10 min., at the beginning.

Activity 1 Listen and sing

Objective: to sing the song “Good morning”

Pupils listen the song “Good morning” and repeat together with teacher

Good morning to you, good morning to you.

Good morning, good morning,

Good morning to you.

III. Procedure of a new activity.

Length and place in the activity: 10 min., after presentation.

1 Look at the photos. What can you see?

2 What do you know about driverless or ‘self-driving’ cars? Do the quiz and find out!



1 When did engineers begin to think about self-driving cars?

A in the 1920s

B in the 1930s

C in the 1980s

2 What does autonomous mean?

A The car will choose your music.

B You only need to tell the car when to turn.

C The car drives itself.

4 Complete the sentences with the words in the box. Then listen to the podcast again and check.

charge connection display experiments fuel invention plug in power pump satellite

1 You can get a self-driving car. What exactly is this ?

2 Does it mean no more stops at the petrol on a long journey?

3 You will of course have to stop for some kind of , and for these cars it's electricity.

4 Like an electric car, you it to the battery so that it gets the it needs to continue.

5 Just like the map app on your phone, it will get directions from GPS signals and that will show up on the in the car.

6 But many autonomous cars will not have a to the internet because of safety concerns.

7 At the moment, companies are carrying out a lot of safety tests and on these cars.

Evaluating.

Giving homework.

Зам директора школы _____ дата _____ 20 _____ год