



_____ *hokimligi*
maktabgacha va maktab ta'limi
boshqarmasi

_____ *maktabgacha va*
maktab ta'limi bo'limi tasarrufidagi
___-umumiy o'rta ta'lim maktabi
ingliz tili fani o'qituvchisi

_____ *ning*
20__-20__-o'quv yilida 1-2-3-sinf
iqtidorli o'quvchilar uchun
“HAPPY ENGLISH” nomli

TO'GARAK
HUJJATLARI

To'garak a'zolari haqida ma'lumot

<i>Nº</i>	Familiya ismi va sharifi	Tug'ilgan sanasi	Sinfi	Manzili (to'liq)	Ota-onasi (Ismi sharifi)	Telefon (uy yoki mobil)	Izoh
<i>1.</i>							
<i>2.</i>							
<i>3.</i>							
<i>4.</i>							
<i>5.</i>							
<i>6.</i>							
<i>7.</i>							
<i>8.</i>							
<i>9.</i>							
<i>10.</i>							
<i>11.</i>							
<i>12.</i>							
<i>13.</i>							
<i>14.</i>							
<i>15.</i>							
<i>16.</i>							

<i>17.</i>							
<i>18.</i>							
<i>19.</i>							
<i>20.</i>							
<i>21.</i>							
<i>22.</i>							
<i>23.</i>							
<i>24.</i>							
<i>25.</i>							
<i>26.</i>							
<i>27.</i>							
<i>28.</i>							
<i>29.</i>							
<i>30.</i>							

20__-20__-o‘quv yilida iqtidorli o‘quvchilar uchun tuzilgan
 “Happy english” to‘garagining
ISH REJASI

No	Yillik ish reja mavzulari	Soat	Sana	Izoh
1.	HOW ARE YOU?	1		
2.	CAN YOU SAY A, B, C?	1		
3.	CAN YOU BE HELPFUL?	1		
4.	CAN YOU SAY D, E, F?	1		
5.	DO YOU KNOW THE COLOURS OF THE WORLD?	1		
6.	CAN YOU SHARE?	1		
7.	WHERE DO THEY LIVE?	1		
8.	CAN YOU SAY J, K, L?	1		
9.	CAN YOU TOUCH YOUR HEAD?	1		
10.	WHAT SENSE IS IT?	1		
11.	WHAT IS THE SEASON?	1		
12.	CAN YOU BE KIND?	1		
13.	Play together	1		
14.	r and l sounds	1		
15.	She has/ He has	1		
16.	Take turns	1		
17.	Adjectives	1		
18.	Yes, it is. No, it isn't	1		
19.	Clothes	1		
20.	Clothes	1		
21.	Share things	1		
22.	j and y sounds	1		
23.	How many?	1		
24.	Questions	1		
25.	a and ai sounds	1		
26.	Pets	1		
27.	Favorites	1		
28.	Respect and listen to others	1		
29.	What are you doing?	1		
30.	Keep your environment clean	1		
31.	School subjects	1		
32.	Classes	1		
33.	oa and ow sounds	1		
34.	Schedule	1		

Sana: “ ” _____ 20 __-yil. Sinflar: _____. To‘garak rahbari: _____

Lesson: HOW ARE YOU?

Aims of the activity:

Educational aim:

to learn basic greetings

to learn how to ask and answer questions

Educative aim:

to bring up them to be friendly

Developing aim:

to enable pupils to ask and answer questions

The demand of the state educational standard: get the level A1

Type of the activity: visual

Method: interactive teaching method

Equipment: Textbook, the DVD of the book, puppets, computer, overhead projector

Form: listening, speaking

I. Introduction:

to make pupils feel themselves comfortable and interested at the lesson.

Length and place in the activity: short, at the beginning.

-Good morning, pupils!

-I’m glad to see you.

II. Reflection and assessment.

Length and place in the lesson: 10 min., at the beginning.

Activity 1 Listen and sing

Objective: to sing the song “Good morning”

Pupils listen the song “Good morning” and repeat together with teacher

Good morning to you, good morning to you.


Good morning, good morning,

Good morning to you.

III. Procedure of a new activity.

Length and place in the activity: 10 min., after presentation.

1. Listen and repeat.



5. Look, point and say.



Reflection and action plan

Summing up of the lesson

Giving marks

Homework:

Pupils revise at home the two units that they have studied and get prepared for the revision lesson

Maktab MMIBDO‘ _____ sana _____ 20 __yil

Sana: “ ” _____ 20 __-yil. Sinflar: _____. To‘garak rahbari: _____

Lesson: CAN YOU SAY A, B, C?

Aims of the activity:

- Educational aim:** to learn basic greetings
to learn how to ask and answer questions
- Educative aim:** to bring up them to be friendly
- Developing aim:** to enable pupils to ask and answer questions
- The demand of the state educational standard:** get the level A1

Type of the activity: visual

Method: interactive teaching method

Equipment: Textbook, the DVD of the book, puppets, computer, overhead projector

Form: listening, speaking

I. Introduction:

to make pupils feel themselves comfortable and interested at the lesson.

Length and place in the activity: short, at the beginning.

-Good morning, pupils!

-I’m glad to see you.

II. Reflection and assessment.

Length and place in the lesson: 10 min., at the beginning.

Activity 1 Listen and sing

Objective: to sing the song “Good morning”

Pupils listen the song “Good morning” and repeat together with teacher

Good morning to you, good morning to you.

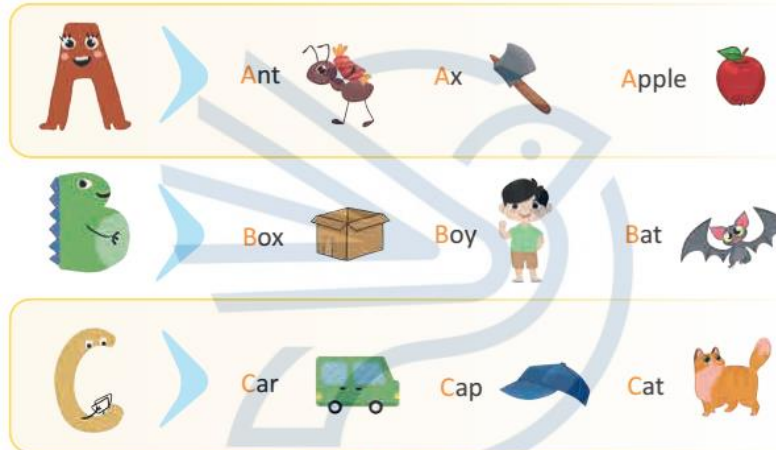
Good morning, good morning,

Good morning to you.

III. Procedure of a new activity.

Length and place in the activity: 10 min., after presentation.

1. Listen and repeat.



5. Listen and repeat. Tongue Twister.



Reflection and action plan

Summing up of the lesson

Giving marks

Homework:

Pupils revise at home the two units that they have studied and get prepared for the revision lesson

Maktab MMIBDO‘ _____ sana _____ 20 __yil

Sana: “ ” _____ 20 __-yil. Sinflar: _____. To‘garak rahbari: _____

Lesson: CAN YOU BE HELPFUL?

Aims of the activity:

Educational aim: to learn basic greetings
to learn how to ask and answer questions

Educative aim: to bring up them to be friendly

Developing aim: to enable pupils to ask and answer questions

The demand of the state educational standard: get the level A1

Type of the activity: visual

Method: interactive teaching method

Equipment: Textbook, the DVD of the book, puppets, computer, overhead projector

Form: listening, speaking

I. Introduction:

to make pupils feel themselves comfortable and interested at the lesson.

Length and place in the activity: short, at the beginning.

-Good morning, pupils!

-I’m glad to see you.

II. Reflection and assessment.

Length and place in the lesson: 10 min., at the beginning.

Activity 1 Listen and sing

Objective: to sing the song “Good morning”

Pupils listen the song “Good morning” and repeat together with teacher

Good morning to you, good morning to you.

Good morning, good morning,

Good morning to you.

III. Procedure of a new activity.

Length and place in the activity: 10 min., after presentation.

2. Look and discuss.



4. Find the objects in the story.



6. Collaborate.



Reflection and action plan

Summing up of the lesson

Giving marks

Homework:

Pupils revise at home the two units that they have studied and get prepared for the revision lesson

Maktab MMIBDO‘ _____ sana _____ 20 __yil

veb-saytimiz: Zokirjon.com

Zokirjon.com veb-sayti orqali o'zingiz uchun kerakli ma'lumotlarni yuklab oling.

+99890-530-00-68 nomerga telegramdan yozishingiz yoki telegramdan nza4567 izlab telegramga murojaat qilishingiz so'raladi.

Telegramda murojaatingizga o'z vaqtida javob beriladi.


Hujjat word variant doc formatda beriladi.

40 listdan iborat ingliz tili fanidan 1-2-3-sinf iqtidorli o'quvchilarga 34 soatli to'garakni to'liq holda olish uchun telegramdan yozing.



To'lov uchun:

Telegram kanalimiz:
[@Maktablar_uchun_hujjatlar](https://t.me/@Maktablar_uchun_hujjatlar)
HUMO 9860230104973329
Plastik egasi Nabiyev Zokirjon



DIQQAT!!!

Sizga bu **OMONAT** qilib beriladi.
To'liq holda olganingizdan so'ng:
Faqat o'zingiz uchun foydalaning.
Hech kimga bermang hattoki eng yaqin insoningizga ham.
Internet orqali veb-saytlarga joylamang.
Kanal va gruppalarga tarqatmang.

**OMONATGA
HIYONAT QILMANG.**

Bizni hizmatdan foydalanib qulay imkoniyatga ega bo'ling!

Bizda maktablar uchun quydagi hujjatlar mavjud

- 1. 1-11-Sinflar uchun sinf soati ish reja va konspektlari**
- 2. 1-11-Sinflar uchun barcha fanlardan to'garak hujjatlari**
- 3. Sinf rahbar hujjatlari**
- 4. Metodbirlashma hujjatlari**
- 5. Ustama hujjatlari**
- 6. 1-11-Sinflar uchun barcha fanlardan konspektlar**
- 7. 1-11-Sinflar uchun Ish rejalar (Taqvim mavzu rejalar)**
- 8. Maktab ish hujjatlari**
- 9. Direktor ish hujjatlari**
- 10. MMIBDO' ish hujjatlari**
- 11. O'IBDO' ish hujjatlari**
- 12. Psixolog hujjatlari**
- 13. Xotin-qizlar qo'mitasi ish hujjatlari**
- 14. Kutubxona mudirasi ish hujjatlari**
- 15. Besh tashabbus hujjatlari**
- 16. Ochiq dars ishlanmalar, taqdimotlar, slaydlar**