



_____ *hokimligi*
maktabgacha va maktab ta'limi
boshqarmasi

_____ *maktabgacha va*
maktab ta'limi bo'limi tasarrufidagi
___-umumiy o'rta ta'lim maktabi
ingliz tili fani o'qituvchisi
_____ *ning*

20__-20__-o'quv yilida 1-2-3-sinflar uchun
“HAPPY ENGLISH” NOMLI

TO'GARAK
HUJJATLARI

To'garak a'zolari haqida ma'lumot

<i>No</i>	Familiya ismi va sharifi	Tug'ilgan sanasi	Sinfi	Manzili (to'liq)	Ota-onasi (Ismi sharifi)	Telefon (uy yoki mobil)	Izoh
<i>1.</i>							
<i>2.</i>							
<i>3.</i>							
<i>4.</i>							
<i>5.</i>							
<i>6.</i>							
<i>7.</i>							
<i>8.</i>							
<i>9.</i>							
<i>10.</i>							
<i>11.</i>							
<i>12.</i>							
<i>13.</i>							
<i>14.</i>							
<i>15.</i>							
<i>16.</i>							

<i>17.</i>							
<i>18.</i>							
<i>19.</i>							
<i>20.</i>							
<i>21.</i>							
<i>22.</i>							
<i>23.</i>							
<i>24.</i>							
<i>25.</i>							
<i>26.</i>							
<i>27.</i>							
<i>28.</i>							
<i>29.</i>							
<i>30.</i>							

20__-20__-o‘quv yili uchun tuzilgan “Happy english” to‘garagining
ISH REJASI

№	Yillik ish reja mavzulari	Soat	Sana	Izoh
1.	CAN YOU SAY A, B, C?	1		
2.	IS YOUR FAMILY BIG OR SMALL?	1		
3.	CAN YOU SAY D, E, F?	1		
4.	WHAT IS THIS? WHO IS THIS?	1		
5.	CAN YOU SHARE?	1		
6.	WHAT COLOUR IS IT?	1		
7.	CAN YOU SAY J, K, L?	1		
8.	HAVE YOU GOT SIX LEGS?	1		
9.	WHAT SENSE IS IT?	1		
10.	IS IT RAINY TODAY?	1		
11.	CAN YOU BE KIND?	1		
12.	What’s this?	1		
13.	r and l sounds	1		
14.	Transportation	1		
15.	Take turns	1		
16.	Pets	1		
17.	Yes, it is. No, it isn’t	1		
18.	f and v sounds	1		
19.	Clothes	1		
20.	Yes, I am. No, I’m not	1		
21.	j and y sounds	1		
22.	There’s / there are	1		
23.	Questions	1		
24.	Work together	1		
25.	Pets	1		
26.	What’s that?	1		
27.	Respect and listen to others	1		
28.	Where are they?	1		
29.	Keep your environment clean	1		
30.	Days	1		
31.	Classes	1		
32.	Be resourceful	1		
33.	Schedule	1		
34.	Healthy lifestyle	1		

Sana: “ ” _____ 20 __-yil. Sinflar: _____. To‘garak rahbari: _____

Lesson: CAN YOU SAY A, B, C?

Aims of the activity:

- Educational aim:** to learn basic greetings
to learn how to ask and answer questions
- Educative aim:** to bring up them to be friendly
- Developing aim:** to enable pupils to ask and answer questions
- The demand of the state educational standard:** get the level A1

Type of the activity: visual

Method: interactive teaching method

Equipment: Textbook, the DVD of the book, puppets, computer, overhead projector

Form: listening, speaking

I. Introduction:

to make pupils feel themselves comfortable and interested at the lesson.

Length and place in the activity: short, at the beginning.

-Good morning, pupils!

-I’m glad to see you.

II. Reflection and assessment.

Length and place in the lesson: 10 min., at the beginning.

Activity 1 Listen and sing

Objective: to sing the song “Good morning”

Pupils listen the song “Good morning” and repeat together with teacher

Good morning to you, good morning to you.

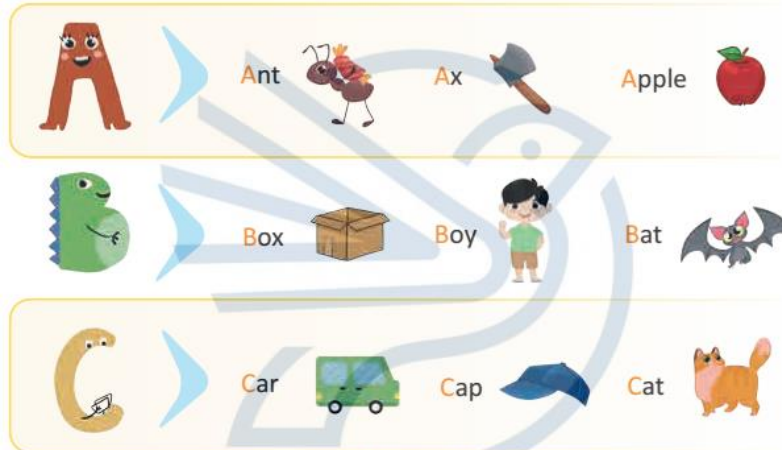
Good morning, good morning,

Good morning to you.

III. Procedure of a new activity.

Length and place in the activity: 10 min., after presentation.

1. Listen and repeat.



5. Listen and repeat. Tongue Twister.



Reflection and action plan

Summing up of the lesson

Giving marks

Homework:

Pupils revise at home the two units that they have studied and get prepared for the revision lesson

Maktab MMIBDO‘ _____ sana _____ 20 __yil

Sana: “ ” _____ 20 __-yil. Sinflar: _____. To‘garak rahbari: _____

Lesson: IS YOUR FAMILY BIG OR SMALL?

Aims of the activity:

- Educational aim:** to learn basic greetings
to learn how to ask and answer questions
- Educative aim:** to bring up them to be friendly
- Developing aim:** to enable pupils to ask and answer questions
- The demand of the state educational standard:** get the level A1

Type of the activity: visual

Method: interactive teaching method

Equipment: Textbook, the DVD of the book, puppets, computer, overhead projector

Form: listening, speaking

I. Introduction:

to make pupils feel themselves comfortable and interested at the lesson.

Length and place in the activity: short, at the beginning.

-Good morning, pupils!

-I’m glad to see you.

II. Reflection and assessment.

Length and place in the lesson: 10 min., at the beginning.

Activity 1 Listen and sing

Objective: to sing the song “Good morning”

Pupils listen the song “Good morning” and repeat together with teacher

Good morning to you, good morning to you.

Good morning, good morning,

Good morning to you.

III. Procedure of a new activity.

Length and place in the activity: 10 min after presentation

3. Look, point and say.



5. Collaborate.



Reflection and action plan

Summing up of the lesson

Giving marks

Homework:

Pupils revise at home the two units that they have studied and get prepared for the revision lesson

Maktab MMIBDO‘ _____ sana _____ 20 __yil

Sana: “ ” _____ 20 __-yil. Sinflar: _____. To‘garak rahbari: _____

Lesson: CAN YOU SAY D, E, F?

Aims of the activity:

- Educational aim:** to learn basic greetings
to learn how to ask and answer questions
- Educative aim:** to bring up them to be friendly
- Developing aim:** to enable pupils to ask and answer questions
- The demand of the state educational standard:** get the level A1

Type of the activity: visual

Method: interactive teaching method

Equipment: Textbook, the DVD of the book, puppets, computer, overhead projector

Form: listening, speaking

I. Introduction:

to make pupils feel themselves comfortable and interested at the lesson.

Length and place in the activity: short, at the beginning.

-Good morning, pupils!

-I’m glad to see you.

II. Reflection and assessment.

Length and place in the lesson: 10 min., at the beginning.

Activity 1 Listen and sing

Objective: to sing the song “Good morning”

Pupils listen the song “Good morning” and repeat together with teacher

Good morning to you, good morning to you.

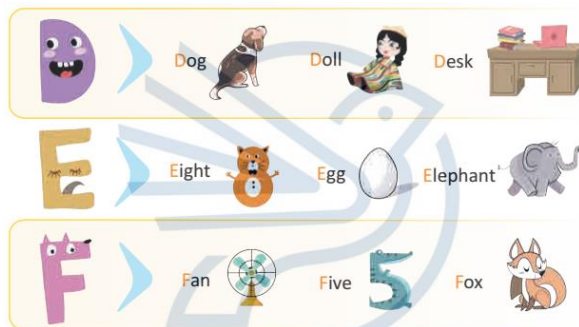
Good morning, good morning,

Good morning to you.

III. Procedure of a new activity.

Length and place in the activity: 10 min., after presentation.

1. Listen and repeat.



4. Listen and point.



5. Listen and repeat. Tongue Twister.



Reflection and action plan

Summing up of the lesson

Giving marks

Homework:

Pupils revise at home the two units that they have studied and get prepared for the revision lesson

Maktab MMIBDO‘ _____ sana _____ 20 __yil

veb-saytimiz: Zokirjon.com

Zokirjon.com veb-sayti orqali o'zingiz uchun kerakli ma'lumotlarni yuklab oling.

+99890-530-00-68 nomerga telegramdan yozishingiz yoki telegramdan nza4567 izlab telegramga murojaat qilishingiz so'raladi.

Telegramda murojaatingizga o'z vaqtida javob beriladi.

Hujjat word variant doc formatda beriladi.

40 listdan iborat ingliz tili fanidan 1-2-3-sinf iqtidorli o'quvchilarga 34 soatli to'garakni to'liq holda olish uchun telegramdan yozing.




Telegram kanalimiz:

@Maktablar_uchun_hujjatlar

To'lov uchun: HUMO 9860230104973329

Plastik egasi Nabiyev Zokirjon



DIQQAT!!!

Sizga bu **OMONAT** qilib beriladi.

To'liq holda olganingizdan so'ng:
Faqat o'zingiz uchun foydalaning.
Hech kimga bermang hattoki eng yaqin insoningizga ham.

Internet orqali veb-saytlarga joylamang.

Kanal va gruppalarga tarqatmang.

OMONATGA

HIYONAT QILMANG.

Bizni hizmatdan foydalanib qulay imkoniyatga ega bo'ling!

Bizda maktablar uchun quydagi hujjatlar mavjud

- 1. 1-11-Sinflar uchun sinf soati ish reja va konspektlari**
- 2. 1-11-Sinflar uchun barcha fanlardan to'garak hujjatlari**
- 3. Sinf rahbar hujjatlari**
- 4. Metodbirlashma hujjatlari**
- 5. Ustama hujjatlari**
- 6. 1-11-Sinflar uchun barcha fanlardan konspektlar**
- 7. 1-11-Sinflar uchun Ish rejalar (Taqvim mavzu rejalar)**
- 8. Maktab ish hujjatlari**
- 9. Direktor ish hujjatlari**
- 10. MMIBDO' ish hujjatlari**
- 11. O'IBDO' ish hujjatlari**
- 12. Psixolog hujjatlari**
- 13. Xotin-qizlar qo'mitasi ish hujjatlari**
- 14. Kutubxona mudirasi ish hujjatlari**
- 15. Besh tashabbus hujjatlari**
- 16. Ochiq dars ishlanmalar, taqdimotlar, slaydlar**