

veb-saytimiz: Zokirjon.com

Zokirjon.com veb-sayti orqali o'zingiz uchun kerakli ma'lumotlarni yuklab oling.

+99890-530-88-18 nomerga telegramdan yozishingiz yoki jek456 izlab telegramga yozishingiz so'raladi.

Telegramda murojaatingizga o'z vaqtida javob beriladi.

Hujjat word variant dos. formatda beriladi.

Rus bog'chalarga tayyorlov guruh fevral oyi ko'rgazmani to'liq holda olish uchun telegramdan yozing.




Telegram kanalimiz:

@maktabgacha_tt

Narxi: 15000

To'lov uchun: HUMO 9860230104973329

Plastik egasi Nabiyev Zokirjon



DIQQAT!!!

Bu hujjatni hech kimga tarqatmaslik sharti bilan olishingiz mumkin.

Sizga bu OMONAT qilib beriladi.

To'liq holda olganingizdan so'ng:

Faqat o'zingiz uchun foydalaning.

Hech kimga bermang hattoki eng yaqin insoningizga ham.

Internet veb-saytlarga joylamang.

Telegram orqali kanal va gruppalarga tarqatmang.

OMONATGA HIYONAT QILMANG.

Февраль

Тема месяца

Удивительный мир



Подготовительная группа

1 неделя

Страны соседи

ИЗДАНИЕ

Подготовительная группа

Каждый

неделя

Страны мира

Мир

Подготовительная группа

3 неделя

Великие деятели

Узбекистана

Подготовительная группа

4 недели

История жизни
и человека

Январь

Подготовительная группа

Тема месяца:

Удивительный мир

1 неделя Страны соседи

2 неделя Страны мира

3 неделя Великие деятели
Узбекистана

4 неделя История мигри

Рус



Чуваш



Лезги



Эстон



Корея



Украина



Беларуся



Грузия





RAMANA





WIKIMEDIA






KAMUNIA




WAFW


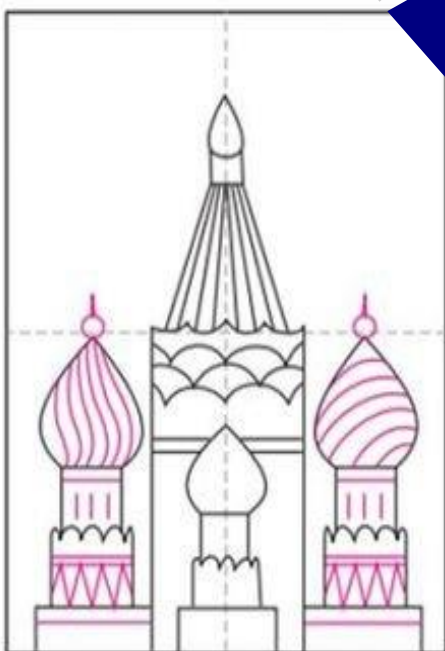
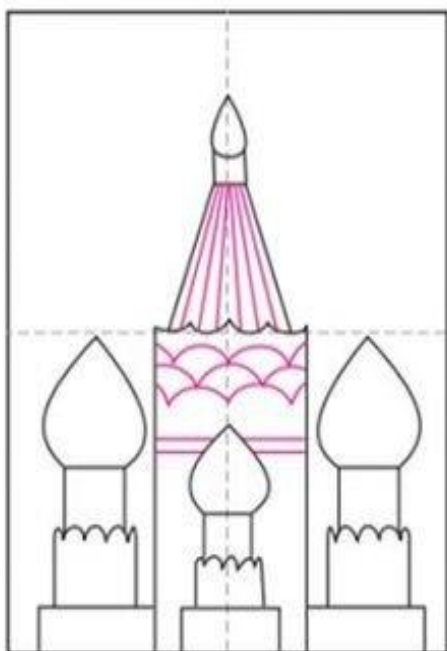
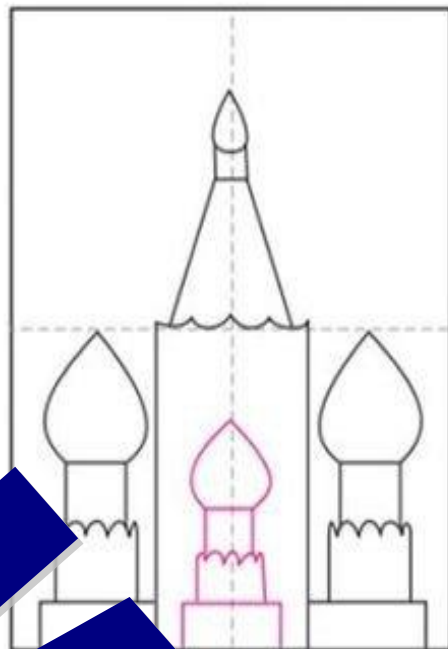

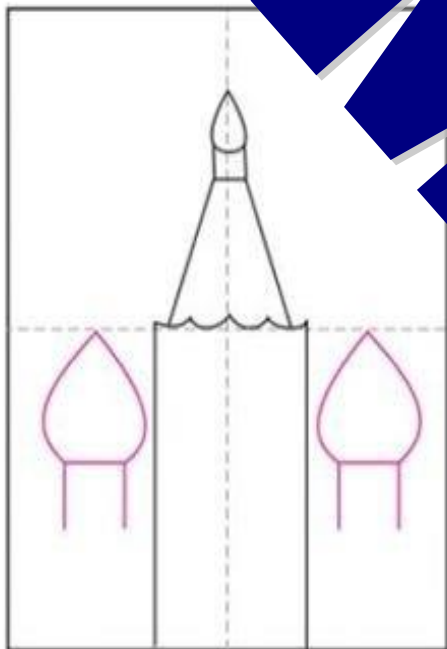
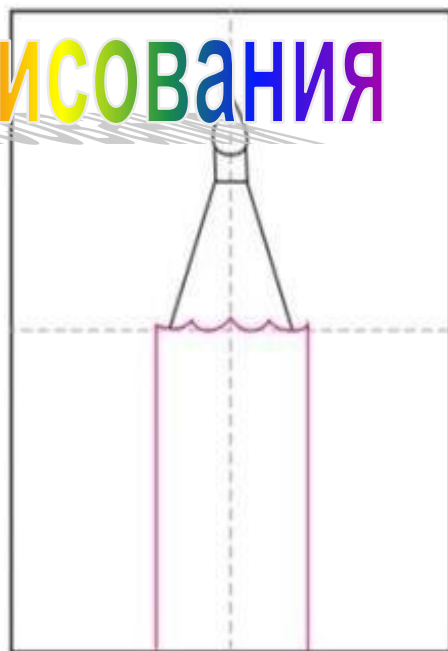
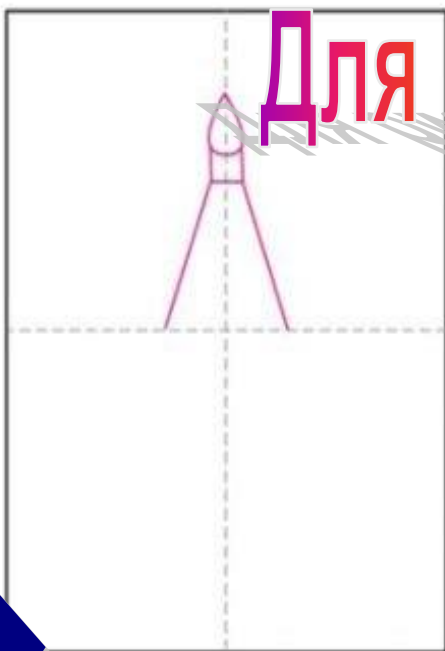
Глиняные книги-таблички



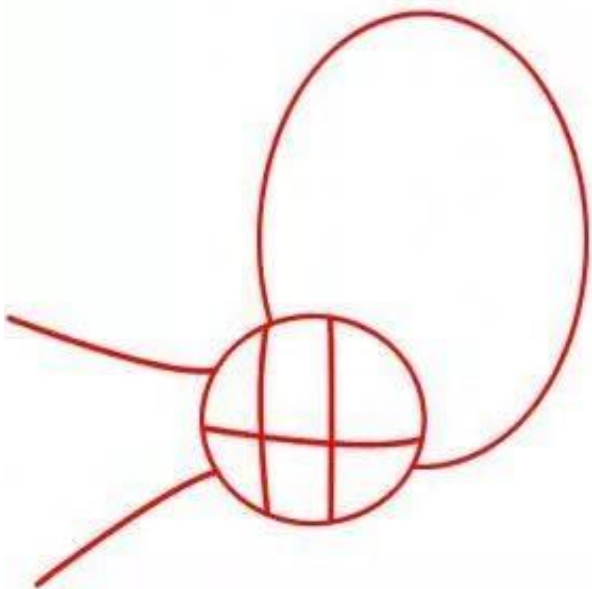


КНИЖКА





Для рисования



Копилка





Как нарисовать кролика

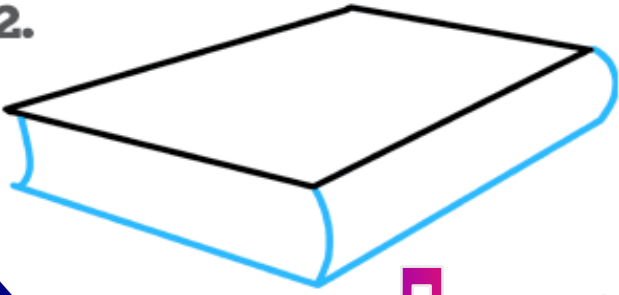


КАКАШКА

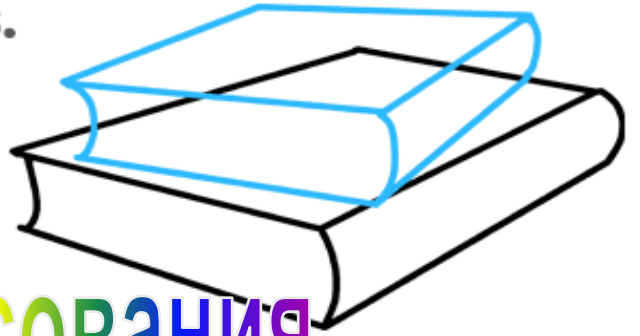
1 2 3
Для рисования



2.




3.




Для рисования

5.



6.



7.



8.




9.







Для рисования



КАНИКУЛЫ



КАМУСА



KANUNU

Для обрезки

К
А
Р
Т
И
Н
А

10
9
8
7
6
5
4
3
2
1



Для обрезки



КАШКИ

Для обрезки

И
Д
И
И
С
К
А

An illustration of a white lily flower with green leaves and water droplets, set against a light blue background. The image is framed by a dark blue border with a textured, marbled appearance. A large, bold, blue watermark reading 'И Д И И С К А' is overlaid diagonally across the center of the image. The watermark is composed of seven characters: 'И', 'Д', 'И', 'И', 'С', 'К', and 'А'. The background also features a grid of dashed black lines.

Для обрезки

МАШИНА



Найти разницу

КАШУКА



Найти разницу



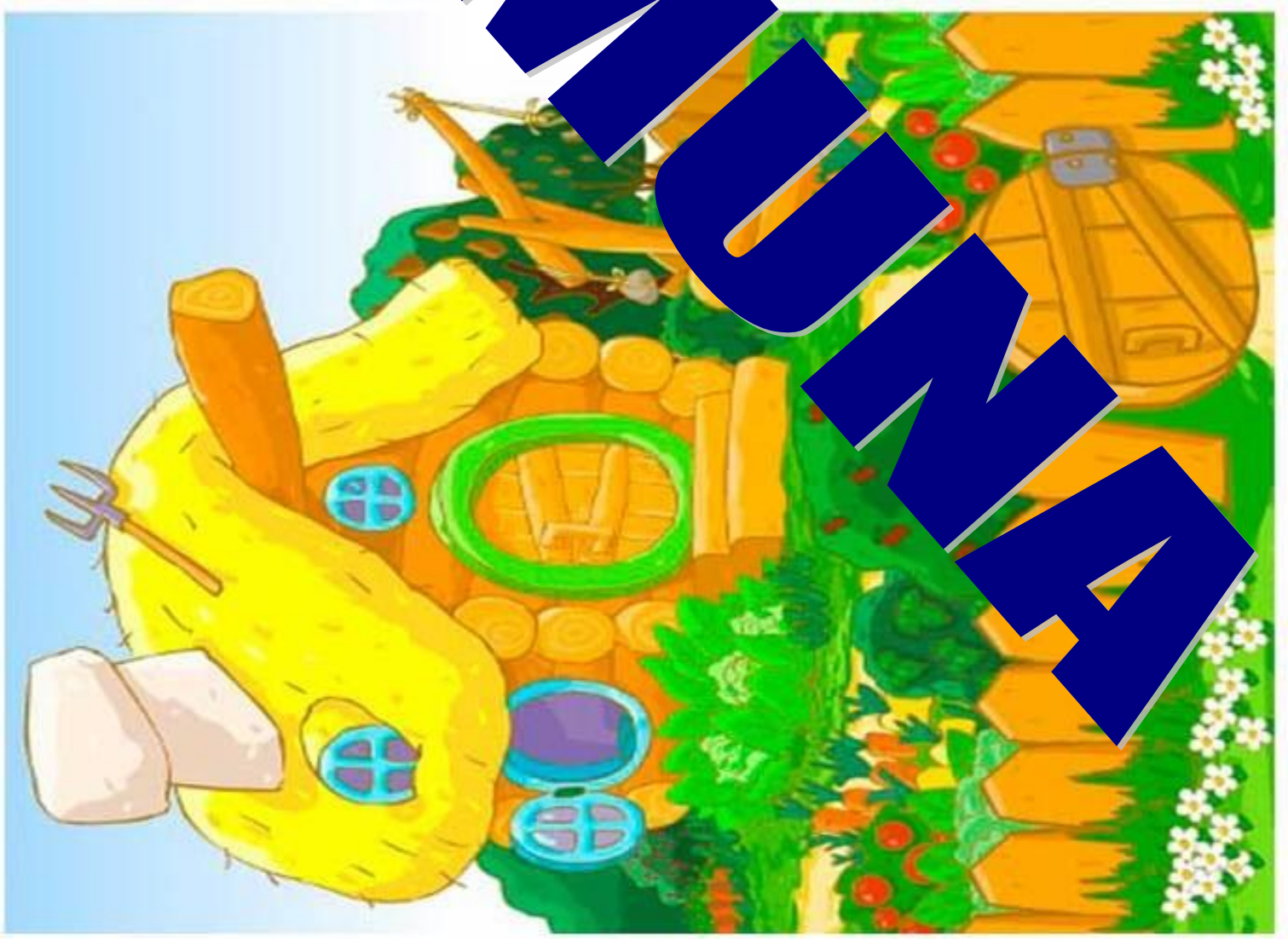
Найти разницу



отличий



Найти разницу



КАШУКА

Найти тень

1




2



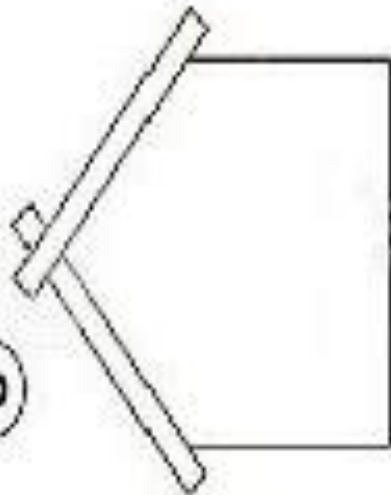
3



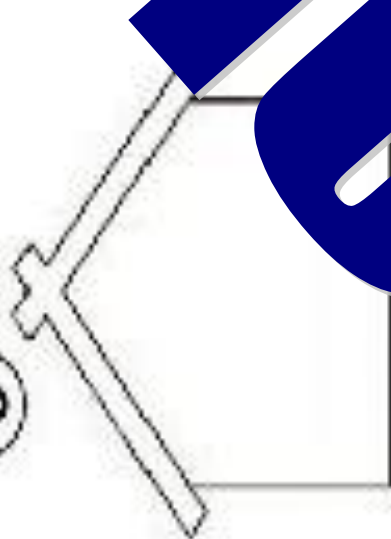
4



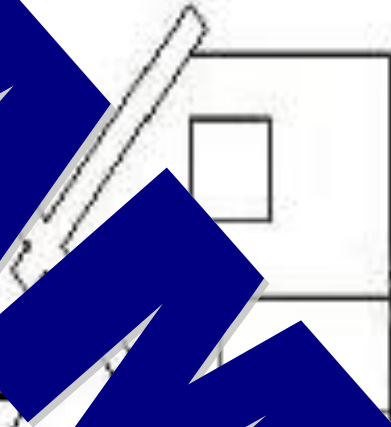
5



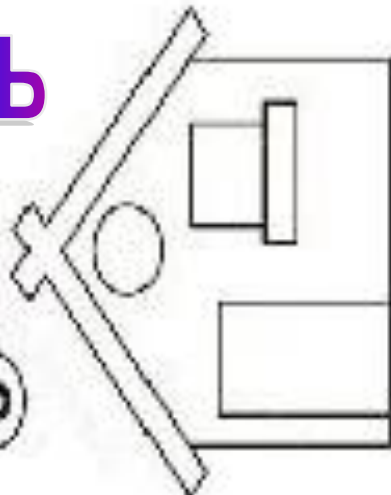
6



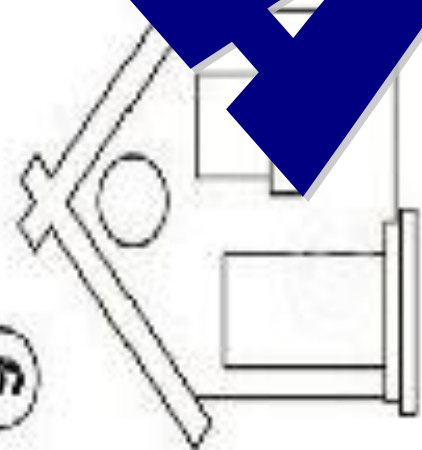
7



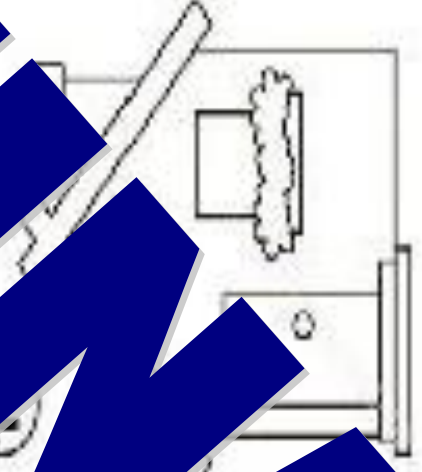
8



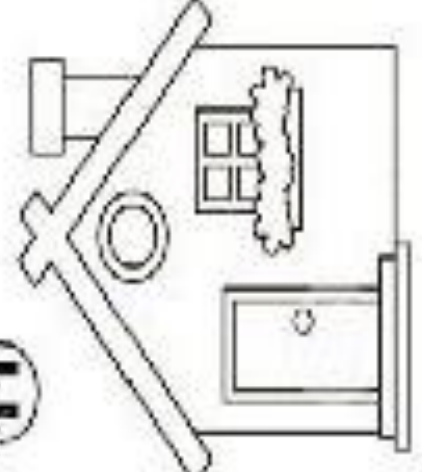
9



10



11


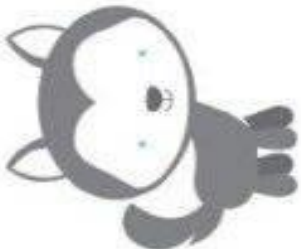
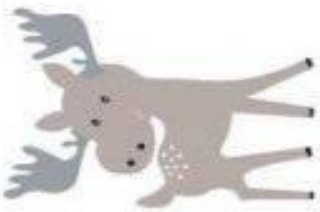






12



КАМЕРКА




Найти тень



КРАСНА

Найди тень для каждого объекта. Соедини линиями.

Найти тень



КАМШКА

Les ombres

La rentrée


Найти тень

КВАМШКА




Аппликация

КАШУША



Аппликация

КАМИШКА



Аппликация

КАШИШКА

Three paper tulips are arranged on a light blue background. One tulip is yellow and is positioned at the top center. Two tulips are pink; one is on the left and one is on the right. Each tulip has a green stem and two green leaves. The petals are made of small, rolled-up pieces of paper. A large, dark blue, stylized text 'КАШИШКА' is overlaid diagonally across the center of the image.

Аппликация

ЗДРАВСТВУЙТЕ





$$6 - 5 =$$



$$8 - 6 =$$



$$5 - 4 =$$



$$9 - 7 =$$



$$7 - 2 =$$



$$9 - 8 =$$

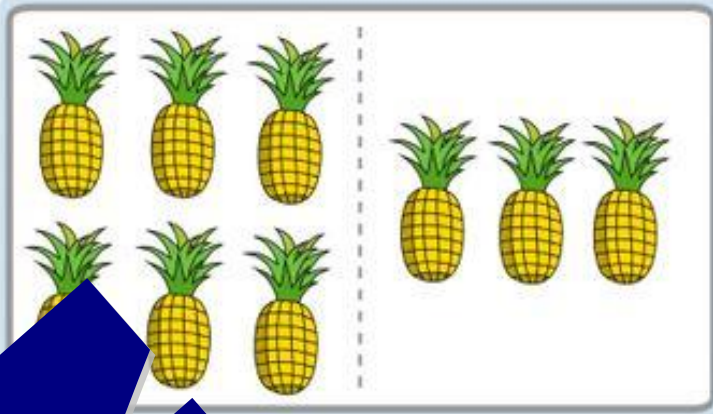


$$8 - 8 =$$




그림을 보고 덧셈을 하여 □안에 알맞은 숫자를 쓰세요


Математика



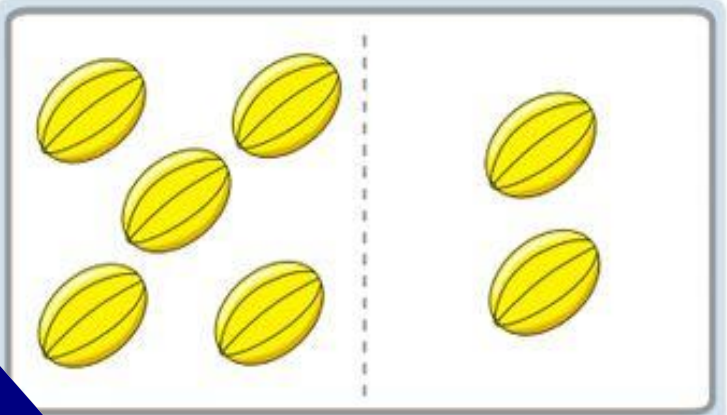
$$6 + 3 = \square$$



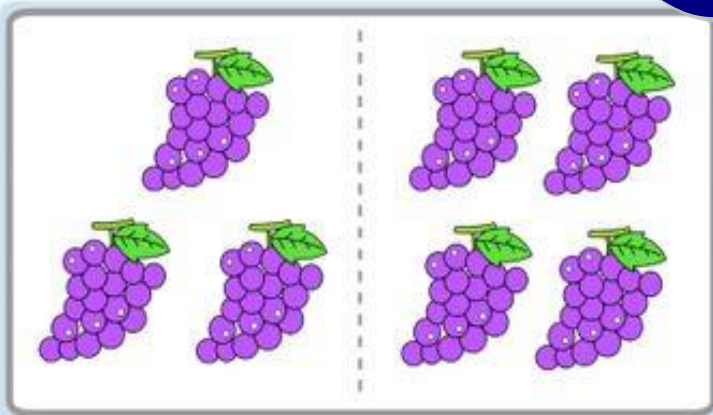
$$8 + 1 = \square$$



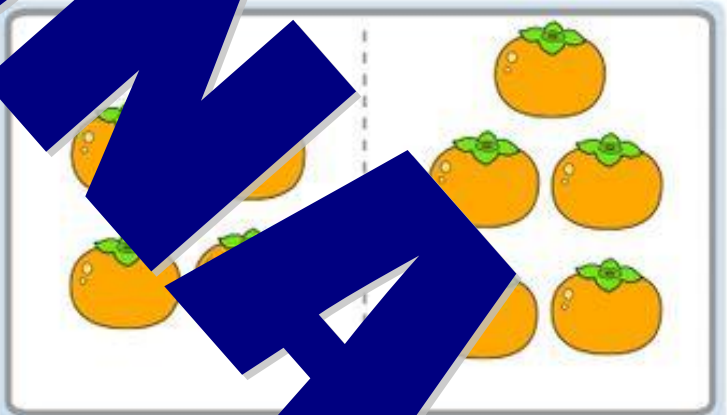
$$5 + 3 = \square$$



$$5 + 2 = \square$$



$$3 + 4 = \square$$



$$4 + 5 = \square$$

Поощрительные карточки



КАРТОЧКИ