

**veb-saytimiz: [Zokirjon.com](http://Zokirjon.com)**

*Zokirjon.com veb-sayti orqali o'zingiz uchun kerakli ma'lumotlarni yuklab oling.*

**+99890-530-88-18 nomerga telegramdan yozishingiz yoki jek456 izlab telegramga yozishingiz so'raladi.**

*Telegramda murojaatingizga o'z vaqtida javob beriladi.*

*Hujjat word variant dos. formatda beriladi.*

*Katta guruhlarga iyun oyi 3-hafta "jonli va jonsiz tabiat" mavzusida tayyorlangan ko'rgazmani to'liq holda olish uchun telegramdan yozing.*




**Narxi: 5 ming so'm**

**Telegram kanalimiz:**

**@maktabgacha\_tt**

**To'lov uchun: HUMO 9860230104973329**

**Plastik egasi Nabiyev Zokirjon**



**DIQQAT!!!**

Bu hujjatni hech kimga tarqatmaslik sharti bilan olishingiz mumkin.

Sizga bu **OMONAT** qilib beriladi.

To'liq holda olganingizdan so'ng:

Faqat o'zingiz uchun foydalaning.

Hech kimga bermang hattoki eng yaqin insoningizga ham.

Internet veb-saytlarga joylamang.

Telegram orqali kanal va gruppalarga tarqatmang.

**OMONATGA HIYONAT QILMANG.**



# Iyul

## OY MAVZUUSI:

### BAXTIY HAYATLILIK

### KATTA GURUH

### 3-HAFTA


## *Jonli va jonsiz*

## *tabiat*






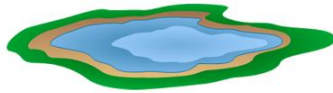
**NANUNU**





**NAMUNYA**



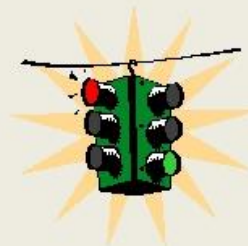


**NAMUNKA**






# МАМУША

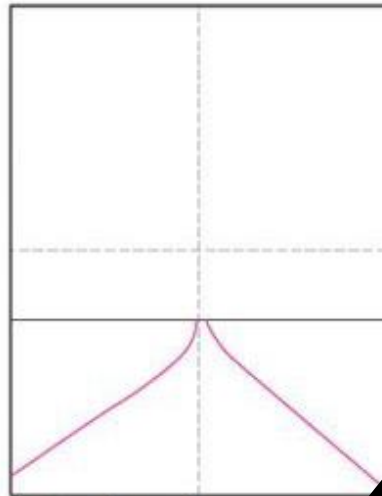


• Образец текста  
Второй уровень  
Пятый уровень

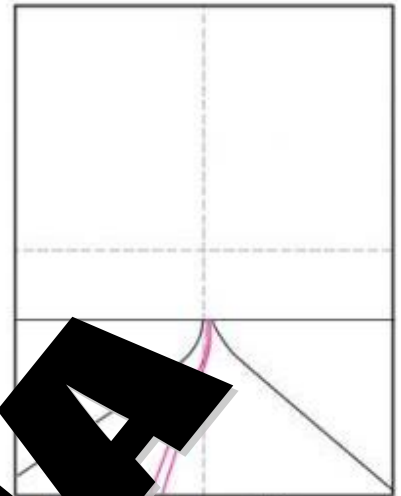




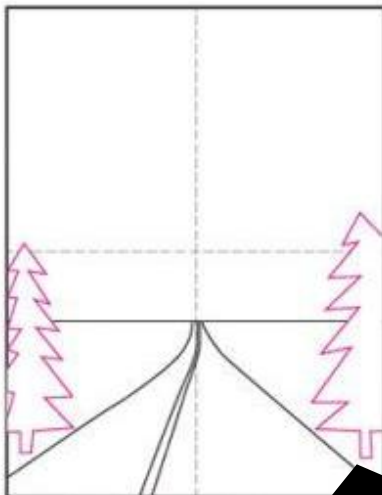
1. Make guide lines. Draw horizon.




2. Draw the road.



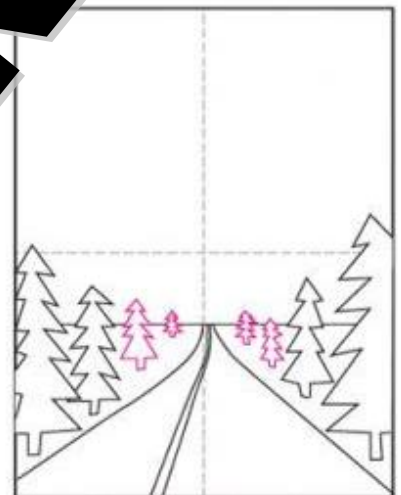
3. Add center road line.



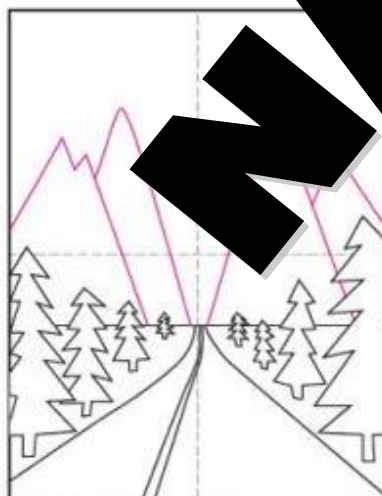
4. Draw two large trees.




5. Draw two smaller trees.



6. Add four smaller trees.



7. Draw the mountains.



8. Add clouds.



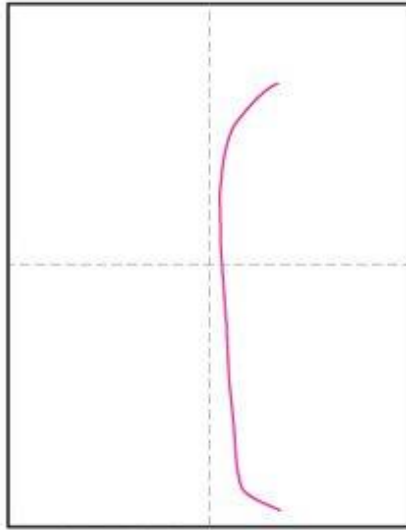
9. Trace with marker and color.

**NAMUNA**

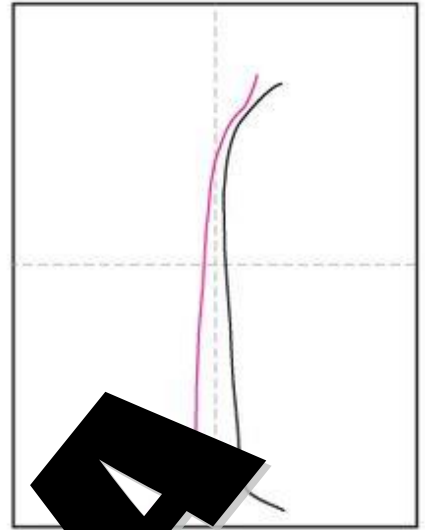
# Tasviriy faoliyat



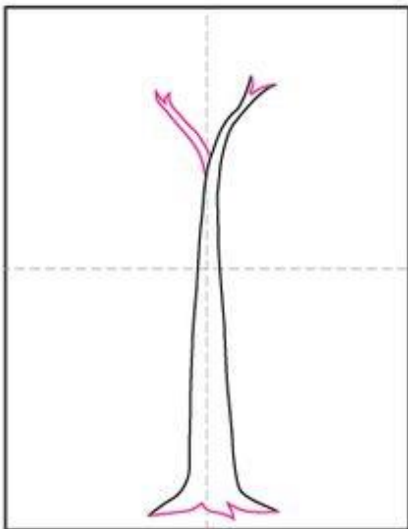
Supplies: Black marker, crayon.




1. Make guide lines. Start tree side.



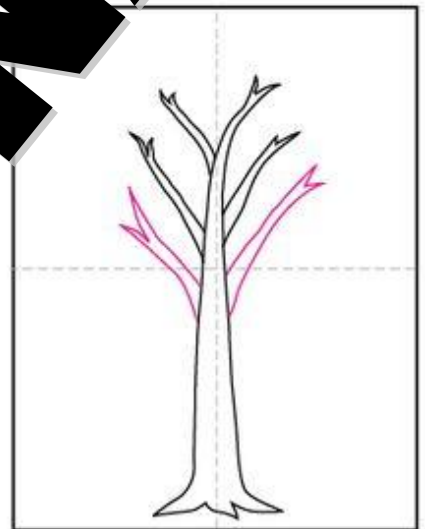
2. Draw tree side.



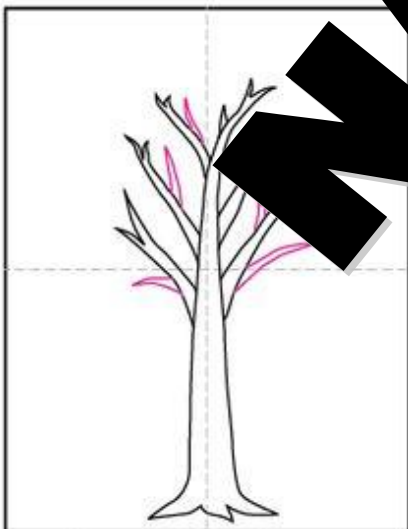
3. Draw ends, add branch.



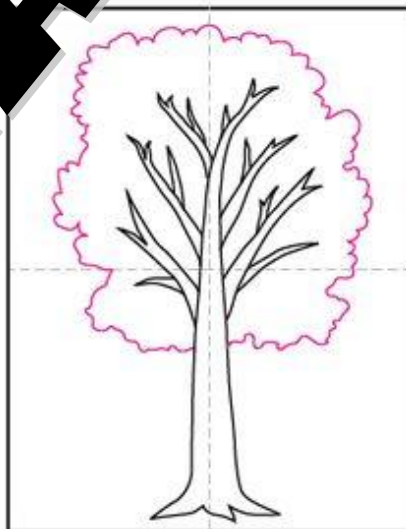
4. Add two more branches.



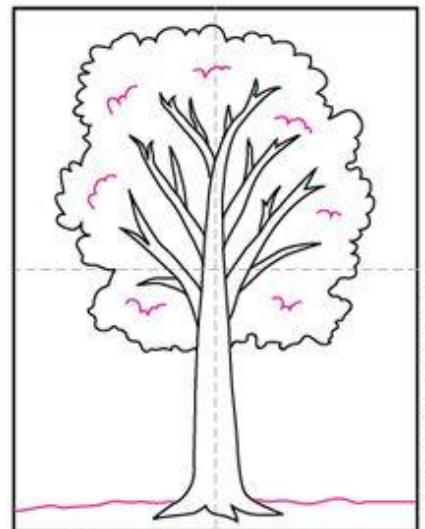
5. Draw more branches below.



6. Add smaller branches.




7. Draw outline of tree leaves.




8. Add leaf lines and horizon line.



# Bo'yash uchun



# Bo'yash uchun

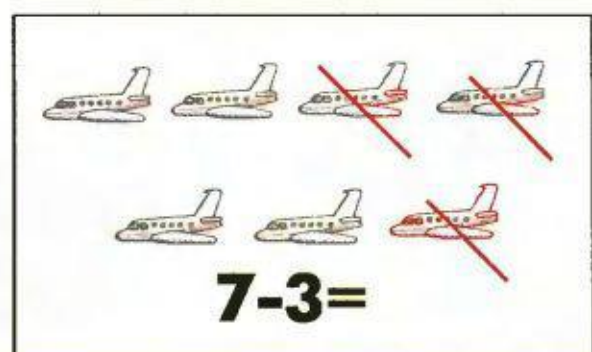


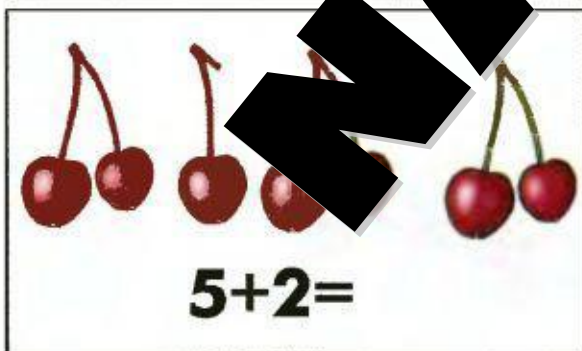

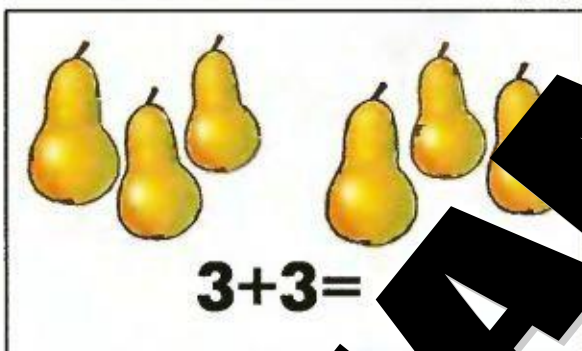
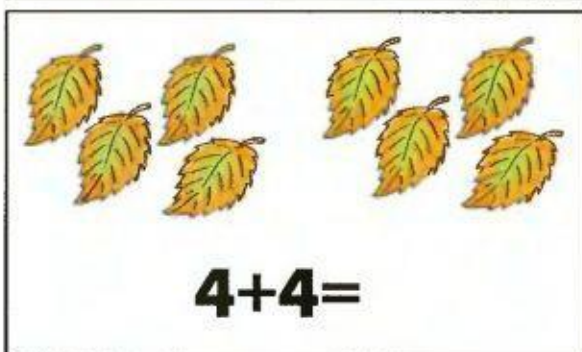




Боровик



# Математика

Рассмотри картинки и реши примеры.



# Matematika




NAME \_\_\_\_\_

DATE \_\_\_\_\_

## SUBTRACTION

Subtract the given numbers by crossing out the objects.

Example:




$$6 - 1 = 5$$




$$8 - 1 = \square$$



$$6 - 5 = \square$$



$$4 - 2 = \square$$

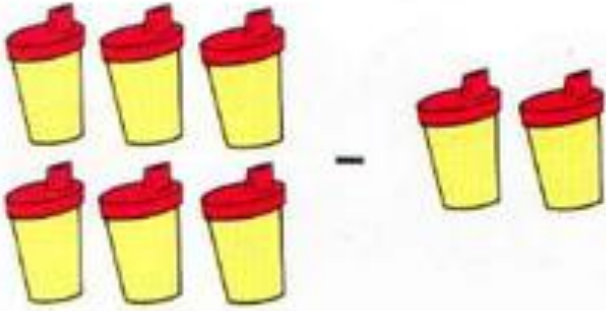


$$3 - 1 = \square$$



$$6 - 3 = \square$$

# Matematika




$$6 - 2 = \underline{\quad}$$



$$9 - 5 = \underline{\quad}$$




$$7 - 2 = \underline{\quad}$$



$$4 - 1 = \underline{\quad}$$



$$8 - 1 = \underline{\quad}$$



$$4 - 0 = \underline{\quad}$$

**NAMUNYA**

# Qirg'ish uchun



**NAMUNA**

# Qirg'ish uchun




**NAMUNA**

# Farqini top





## НАЙДИ 5 ОТЛИЧИЙ



Найди мою тень!




**НАМІШКА**

# O'rnini top!



**NAMUNGA**

# Applikatsiya



# Applikatsiya



**NAMUNO**

# Rag'bat kartochkalari



**KAMUFA**