



_____ *hokimligi*
maktabgacha va maktab ta'limi
boshqarmasi

_____ *maktabgacha va*
maktab ta'limi bo'limi tasarrufidagi
___-umumiy o'rta ta'lim maktabi
ingliz tili fani o'qituvchisi

_____ *ning*
20__-20__-o'quv yilida 5-11-sinflar
bo'sh o'zlashtiruvchi o'quvchilar
uchun "HAPPY ENGLISH" NOMLI

TO'GARAK
HUJJATLARI

To'garak a'zolari haqida ma'lumot

<i>№</i>	Familiya ismi va sharifi	Tug'ilgan sanasi	Sinfi	Manzili (to'liq)	Ota-onasi (Ismi sharifi)	Telefon (uy yoki mobil)	Izoh
<i>1.</i>							
<i>2.</i>							
<i>3.</i>							
<i>4.</i>							
<i>5.</i>							
<i>6.</i>							
<i>7.</i>							
<i>8.</i>							
<i>9.</i>							
<i>10.</i>							
<i>11.</i>							
<i>12.</i>							
<i>13.</i>							
<i>14.</i>							
<i>15.</i>							
<i>16.</i>							

<i>17.</i>							
<i>18.</i>							
<i>19.</i>							
<i>20.</i>							
<i>21.</i>							
<i>22.</i>							
<i>23.</i>							
<i>24.</i>							
<i>25.</i>							
<i>26.</i>							
<i>27.</i>							
<i>28.</i>							
<i>29.</i>							
<i>30.</i>							

20__-20__-o‘quv yilida bo‘sh o‘zlashtiruvchi o‘quvchilar uchun tuzilgan
“ _____ ” to‘garaging

ISH REJASI

№	Yillik ish reja mavzulari	Soat	Sana	Izoh
1.	Mosaics	1		
2.	Weather and the seasons	1		
3.	Sports	1		
4.	Sports equipment	1		
5.	The history of computers	1		
6.	Project presentations	1		
7.	Holidays	1		
8.	Life events	1		
9.	A short text	1		
10.	Talking about yourself	1		
11.	Ant families	1		
12.	Playing games	1		
13.	Street entertainment	1		
14.	Paralympic athletes	1		
15.	Giving advice	1		
16.	Review	1		
17.	Strange houses	1		
18.	School subjects	1		
19.	International travel	1		
20.	Extreme weather	1		
21.	Reading a map	1		
22.	At the aquarium	1		
23.	Exam 5	1		
24.	Project presentations	1		
25.	Materials	1		
26.	Holiday activities	1		
27.	Music	1		
28.	Buildings	1		
29.	Musical instruments	1		
30.	Exam 6	1		
31.	The Yeti	1		
32.	Review	1		
33.	British food	1		
34.	Technology	1		

Sana: “ ” _____ 20 ___-yil. Sinflar: _____. To‘garak rahbari: _____

Lesson: Mosaics

Aims of the activity:

Educational aim: to learn basic greetings
to learn how to ask and answer questions

Educative aim: to bring up them to be friendly

Developing aim: to enable pupils to ask and answer questions

The demand of the state educational standard: get the level A1

Type of the activity: visual

Method: interactive teaching method

Equipment: Textbook, the DVD of the book, puppets, computer, overhead projector

Form: listening, speaking

I. Introduction:

to make pupils feel themselves comfortable and interested at the lesson.

Length and place in the activity: short, at the beginning.

-Good morning, pupils!

-I’m glad to see you.

II. Reflection and assessment.

Length and place in the lesson: 10 min., at the beginning.

Activity 1 Listen and sing

Objective: to sing the song “Good morning”

Pupils listen the song “Good morning” and repeat together with teacher

Good morning to you, good morning to you.

Good morning, good morning,

Good morning to you.

III. Procedure of a new activity.

Length and place in the activity: 10 min., after presentation.

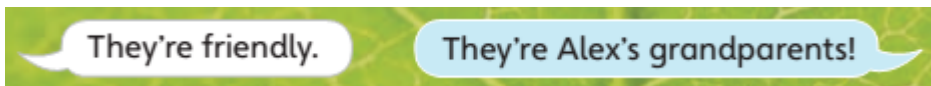
1. Listen and look.

2 Listen and repeat. Then match



a artistic b smart c friendly d funny e hardworking
f kind g naughty h shy i sporty j talkative

3. Listen and guess who. Then practice with a friend



Evaluating.

Giving homework.

Maktab MMIBDO‘ _____ sana _____ 20 ___yil

Sana: “__” _____ 20 __-yil. Sinflar: _____. To‘garak rahbari: _____

Lesson: Weather and the seasons

Aims of the activity:

Educational aim: to learn basic greetings
to learn how to ask and answer questions
Educative aim: to bring up them to be friendly

Developing aim: to enable pupils to ask and answer questions

The demand of the state educational standard: get the level A1

Type of the activity: visual

Method: interactive teaching method

Equipment: Textbook, the DVD of the book, puppets, computer, overhead projector

Form: listening, speaking

I. Introduction:

to make pupils feel themselves comfortable and interested at the lesson.

Length and place in the activity: short, at the beginning.

-Good morning, pupils!

-I’m glad to see you.

II. Reflection and assessment.

Length and place in the lesson: 10 min., at the beginning.

Activity 1 Listen and sing

Objective: to sing the song “Good morning”

Pupils listen the song “Good morning” and repeat together with teacher

Good morning to you, good morning to you.

Good morning, good morning,


Good morning to you.

III. Procedure of a new activity.

Length and place in the activity: 10 min., after presentation.

1. Listen and look.

2 Listen and repeat. Then match



a fall b drought c flood d monsoon e spring f storm g summer h thunder and lightning i winter

3. Listen and say yes or no. Then ask and answer

Is the weather in the spring cold and snowy?

No!

Evaluating.

Giving homework.

Maktab MMIBDO‘ _____ sana _____ 20 __yil

Sana: “ ” 20 __-yil. Sinflar: _____. To‘garak rahbari: _____

Lesson: Sports

Aims of the activity:

Educational aim: to learn basic greetings
to learn how to ask and answer questions

Educative aim: to bring up them to be friendly

Developing aim: to enable pupils to ask and answer questions

The demand of the state educational standard: get the level A1

Type of the activity: visual

Method: interactive teaching method

Equipment: Textbook, the DVD of the book, puppets, computer, overhead projector

Form: listening, speaking

I. Introduction:

to make pupils feel themselves comfortable and interested at the lesson.

Length and place in the activity: short, at the beginning.

-Good morning, pupils!

-I’m glad to see you.

II. Reflection and assessment.

Length and place in the lesson: 10 min., at the beginning.

Activity 1 Listen and sing

Objective: to sing the song “Good morning”

Pupils listen the song “Good morning” and repeat together with teacher

Good morning to you, good morning to you.

Good morning, good morning,

Good morning to you.

III. Procedure of a new activity.

Length and place in the activity: 10 min., after presentation.



1. Match the pictures A–M to the words in the box.

do athletics

do gymnastics

go cycling

go sailing

go skating

go snowboarding

go surfing

play badminton

play baseball

play hockey

play rugby

play table tennis

play volleyball

2. In pairs, ask and answer the questions.

1 Which of the sports do you do in teams (a group of people)? Which do you do alone (just one person)?

2 Which of the sports can you do both in teams and alone?

3 Which of these sports do you do?

4 Do you prefer team sports or sports you do alone? Why?

5. Read about Sophie and Ben again and answer the questions.

1 How many women and girls do Sophie’s sport?

2 What does Sophie do at the weekend?

3 What does Sophie want to do at Loughborough University?

4 Where does Ben prefer to be?

5 Why does Ben go snowboarding every day?

6 Ben says he’s ‘goofy-foot’. What does ‘goofy-foot’ mean?

Evaluating.

Giving homework.

Sana: “__” _____ 20__-yil. Sinflar: _____. To‘garak rahbari: _____

Lesson: Sports equipment

Aims of the activity:

Educational aim: to learn basic greetings
to learn how to ask and answer questions

Educative aim: to bring up them to be friendly

Developing aim: to enable pupils to ask and answer questions

The demand of the state educational standard: get the level A1

Type of the activity: visual

Method: interactive teaching method

Equipment: Textbook, the DVD of the book, puppets, computer, overhead projector

Form: listening, speaking

I. Introduction:

to make pupils feel themselves comfortable and interested at the lesson.

Length and place in the activity: short, at the beginning.

-Good morning, pupils!

-I’m glad to see you.

II. Reflection and assessment.

Length and place in the lesson: 10 min., at the beginning.

Activity 1 Listen and sing

Objective: to sing the song “Good morning”

Pupils listen the song “Good morning” and repeat together with teacher

Good morning to you, good morning to you.

Good morning, good morning,

Good morning to you.

III. Procedure of a new activity.

Length and place in the activity: 10 min., after presentation.

1. Match the photos A–E to the words in the box



bat ball board racket stick

2. Complete the table with the sports in the box. Some sports can go in more than one column.

badminton baseball basketball cycleball cycling football gilli-danda hockey octopush rugby running sailing skating snowboarding surfing swimming table tennis tennis volleyball

Use a stick, a racket or a bat	Use a ball	Use a board

Evaluating.

Giving homework.

*vab-saytimiz: Zokirjon.com
Hujjat Word variantda beriladi.*

Zokirjon Admin bilan

90-530-00-68 nomerga murojaat qilishingiz, shu nomerdagi telegram orqali bog'lanishingiz yoki nza4567 izlab telegramdan yozishingiz so'raladi.

Telegramda murojaatingizga o'z vaqtida javob beriladi

40 listdan iborat ingliz tili fanidan 5-11-sinf bo'sh o'zlashtiruvchi o'quvchilarga 34 soatli to'garakni to'liq holda olish uchun telegramdan yozing.




Narxi: 20 ming so'm

Telegram kanalimiz:

@Maktablar_uchun_hujjatlar

To'lov uchun: UZCARD *880*9860230104973329*summa#

Plastik egasi Nabiyeu Zokirjon



DIQQAT!!!

Sizga bu **OMONAT** qilib beriladi.

To'liq holda olganingizdan so'ng:

Faqat o'zingiz uchun foydalaning.

Hech kimga bermang hattoki eng yaqin insoningizga ham.

Internet orqali veb-saytlarga joylamang.

Kanal va gruppalariga tarqatmang.

OMONATGA

HIYONAT QILMANG.