



\_\_\_\_\_ *hokimligi*  
*maktabgacha va maktab ta'limi*  
*boshqarmasi*

\_\_\_\_\_ *maktabgacha va*  
*maktab ta'limi bo'limi tasarrufidagi*  
*\_\_\_-umumiy o'rta ta'lim maktabi*  
*ingliz tili fani o'qituvchisi*

\_\_\_\_\_ *ning*  
*20\_\_-20\_\_-o'quv yilida 5-11-sinflar*  
*uchun "HAPPY ENGLISH" NOMLI*

**TO'GARAK**  
**HUJJATLARI**

**To'garak a'zolari haqida ma'lumot**

<b><i>Nº</i></b>	<b>Familiya ismi va sharifi</b>	<b>Tug'ilgan sanasi</b>	<b>Sinfi</b>	<b>Manzili (to'liq)</b>	<b>Ota-onasi (Ismi sharifi)</b>	<b>Telefon (uy yoki mobil)</b>	<b>Izoh</b>
<i>1.</i>							
<i>2.</i>							
<i>3.</i>							
<i>4.</i>							
<i>5.</i>							
<i>6.</i>							
<i>7.</i>							
<i>8.</i>							
<i>9.</i>							
<i>10.</i>							
<i>11.</i>							
<i>12.</i>							
<i>13.</i>							
<i>14.</i>							
<i>15.</i>							
<i>16.</i>							

<i>17.</i>							
<i>18.</i>							
<i>19.</i>							
<i>20.</i>							
<i>21.</i>							
<i>22.</i>							
<i>23.</i>							
<i>24.</i>							
<i>25.</i>							
<i>26.</i>							
<i>27.</i>							
<i>28.</i>							
<i>29.</i>							
<i>30.</i>							





20\_\_-20\_\_-o‘quv yili uchun tuzilgan “\_\_\_\_\_” to‘garagining  
ISH REJASI

№	Yillik ish reja mavzulari	Soat	Sana	Izoh
1.	Countries around the world	1		
2.	Weather and the seasons	1		
3.	Joe’s school trip	1		
4.	Sports equipment	1		
5.	Tell us about your day	1		
6.	Food	1		
7.	The history of computers	1		
8.	Holidays	1		
9.	Life events	1		
10.	A short text	1		
11.	Talking about yourself	1		
12.	Ant families	1		
13.	Playing games	1		
14.	Rosie and Tilly go camping	1		
15.	Talents	1		
16.	Street entertainment	1		
17.	Activity days	1		
18.	A new home	1		
19.	Strange houses	1		
20.	Living in the country	1		
21.	International travel	1		
22.	Making things	1		
23.	At the aquarium	1		
24.	Story / Eat healthy	1		
25.	Sweet ambition	1		
26.	My area	1		
27.	Materials	1		
28.	Holiday activities	1		
29.	Music	1		
30.	Technology and gadgets	1		
31.	Women in history	1		
32.	Talking about the past	1		
33.	Time capsules	1		
34.	Technology	1		

Sana: “ ” \_\_\_\_\_ 20\_\_-yil. Sinflar: \_\_\_\_\_. To‘garak rahbari: \_\_\_\_\_

**Lesson:** Countries around the world

**Aims of the activity:**

**Educational aim:** to learn basic greetings  
to learn how to ask and answer questions

**Educative aim:** to bring up them to be friendly

**Developing aim:** to enable pupils to ask and answer questions

**The demand of the state educational standard:** get the level A1

**Type of the activity:** visual

**Method:** interactive teaching method

**Equipment:** Textbook, the DVD of the book, puppets, computer, overhead projector

**Form:** listening, speaking

**I. Introduction:**

to make pupils feel themselves comfortable and interested at the lesson.

**Length and place in the activity:** short, at the beginning.

-Good morning, pupils!

-I’m glad to see you.

**II. Reflection and assessment.**

**Length and place in the lesson:** 10 min., at the beginning.

**Activity 1 Listen and sing**

**Objective:** to sing the song “Good morning”

*Pupils listen the song “Good morning” and repeat together with teacher*

Good morning to you, good morning to you.

Good morning, good morning,

Good morning to you.

**III. Procedure of a new activity.**

**Length and place in the activity:** 10 min., after presentation.

**1. Listen and look.**

**2 Listen and repeat. Then match**



a Brazil b China c Colombia d France e Italy f Mexico

g Russia h Spain i the United Kingdom j the United States

**3. Listen and answer the questions. Then practice with a friend**

Which country has a yellow, blue, and red flag?

Colombia!

**Evaluating.**

**Giving homework.**

Maktab MMIBDO‘ \_\_\_\_\_ sana \_\_\_\_\_ 20\_\_yil

Sana: “ ” \_\_\_\_\_ 20\_\_-yil. Sinflar: \_\_\_\_\_. To‘garak rahbari: \_\_\_\_\_

**Lesson:** Weather and the seasons

**Aims of the activity:**

**Educational aim:** to learn basic greetings  
to learn how to ask and answer questions  
to bring up them to be friendly

**Educative aim:** to bring up them to be friendly  
**Developing aim:** to enable pupils to ask and answer questions

**The demand of the state educational standard:** get the level A1

**Type of the activity:** visual

**Method:** interactive teaching method

**Equipment:** Textbook, the DVD of the book, puppets, computer, overhead projector

**Form:** listening, speaking

**I. Introduction:**

to make pupils feel themselves comfortable and interested at the lesson.

**Length and place in the activity:** short, at the beginning.

-Good morning, pupils!

-I’m glad to see you.

**II. Reflection and assessment.**

**Length and place in the lesson:** 10 min., at the beginning.

**Activity 1 Listen and sing**

**Objective:** to sing the song “Good morning”

*Pupils listen the song “Good morning” and repeat together with teacher*

Good morning to you, good morning to you.

Good morning, good morning,


Good morning to you.

**III. Procedure of a new activity.**

**Length and place in the activity:** 10 min., after presentation.

**1. Listen and look.**

**2 Listen and repeat. Then match**



a fall b drought c flood d monsoon e spring f storm g summer h thunder and lightning i winter

**3. Listen and say yes or no. Then ask and answer**

Is the weather in the spring cold and snowy?

No!

**Evaluating.**

**Giving homework.**

Maktab MMIBDO‘ \_\_\_\_\_ sana \_\_\_\_\_ 20\_\_yil



Sana: “ ” \_\_\_\_\_ 20 \_\_-yil. Sinflar: \_\_\_\_\_. To‘garak rahbari: \_\_\_\_\_

**Lesson:** Joe’s school trip

**Aims of the activity:**

**Educational aim:** to learn basic greetings  
to learn how to ask and answer questions

**Educative aim:** to bring up them to be friendly

**Developing aim:** to enable pupils to ask and answer questions

**The demand of the state educational standard:** get the level A1

**Type of the activity:** visual

**Method:** interactive teaching method

**Equipment:** Textbook, the DVD of the book, puppets, computer, overhead projector

**Form:** listening, speaking

**I. Introduction:**

to make pupils feel themselves comfortable and interested at the lesson.

**Length and place in the activity:** short, at the beginning.

-Good morning, pupils!

-I’m glad to see you.

**II. Reflection and assessment.**

**Length and place in the lesson:** 10 min., at the beginning.

**Activity 1 Listen and sing**

**Objective:** to sing the song “Good morning”

*Pupils listen the song “Good morning” and repeat together with teacher*

Good morning to you, good morning to you.

Good morning, good morning,

Good morning to you.

**III. Procedure of a new activity.**

**Length and place in the activity:** 10 min., after presentation.

**17. Read and listen**

### The Sonoran Desert

by Joe



Last spring, our class went to the Sonoran Desert in Mexico. It’s one of the biggest and hottest deserts in North America. We went in the spring because the summer is too hot.

We stayed there for a week. When we arrived, it was sunny and windy. On our first day, we visited the Altar sand dunes. Some of the dunes are more than one hundred meters high. They were beautiful, and we enjoyed climbing on them.

It’s very dry in the Sonoran Desert. There are lots of cacti, but there aren’t usually many other plants. We were lucky because on our second day, it started to rain. When it rains, the desert changes because flowers can grow. We went hiking on the last day, and there were beautiful flowers everywhere!



**18. Read again and say true or false.**

- 1 The Sonoran Desert is in Brazil.
- 2 It isn’t a big desert.
- 3 The desert is very hot in winter.
- 4 The sand dunes are very high.
- 5 It never rains in the Sonoran Desert.
- 6 Flowers can grow in the spring in the Sonoran Desert

**Evaluating.**

**Giving homework.**

**Your turn!**

**Think about a class trip.**  
Where did you go?  
What season was it?  
What was the weather like?  
What did you do?

**Now write about it in your notebook.**

Maktab MMIBDO‘ \_\_\_\_\_ sana \_\_\_\_\_ \_ 20\_\_yil

Sana: “\_\_” \_\_\_\_\_ 20\_\_-yil. Sinflar: \_\_\_\_\_. To‘garak rahbari: \_\_\_\_\_

**Lesson: Sports equipment**

**Aims of the activity:**

**Educational aim:** to learn basic greetings  
to learn how to ask and answer questions

**Educative aim:** to bring up them to be friendly

**Developing aim:** to enable pupils to ask and answer questions

**The demand of the state educational standard:** get the level A1

**Type of the activity:** visual

**Method:** interactive teaching method

**Equipment:** Textbook, the DVD of the book, puppets, computer, overhead projector

**Form:** listening, speaking

**I. Introduction:**

to make pupils feel themselves comfortable and interested at the lesson.

**Length and place in the activity:** short, at the beginning.

-Good morning, pupils!

-I’m glad to see you.

**II. Reflection and assessment.**

**Length and place in the lesson:** 10 min., at the beginning.

**Activity 1 Listen and sing**

**Objective:** to sing the song “Good morning”

*Pupils listen the song “Good morning” and repeat together with teacher*

Good morning to you, good morning to you.

Good morning, good morning,

Good morning to you.

**III. Procedure of a new activity.**

**Length and place in the activity:** 10 min., after presentation.



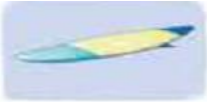
**1. Match the photos A–E to the words in the box**



bat ball board racket stick

**2. Complete the table with the sports in the box. Some sports can go in more than one column.**

badminton baseball basketball cycleball cycling football gilli-danda hockey octopush rugby running sailing skating snowboarding surfing swimming table tennis tennis volleyball

 Use a stick, a racket or a bat	 Use a ball	 Use a board

**Evaluating.**

**Giving homework.**

Maktab MMIBDO‘ \_\_\_\_\_ sana \_\_\_\_\_ 20\_\_yil

*vab-saytimiz: [Zokirjon.com](http://Zokirjon.com)  
Hujjat Word variantda beriladi.*

*Zokirjon Admin bilan*

*90-530-00-68 nomerga murojaat qilishingiz, shu nomerdagi telegram orqali bog'lanishingiz yoki nza4567 izlab telegramdan yozishingiz so'raladi.*

*Telegramda murojaatingizga o'z vaqtida javob beriladi*

*40 listdan iborat ingliz tili fanidan 5-11-sinf o'quvchilarga 34 soatli to'garakni to'liq holda olish uchun telegramdan yozing.*



**Narxi: 20 ming so'm**

**Telegram kanalimiz:**

**@Maktablar\_uchun\_hujjatlar**

**To'lov uchun: UZCARD \*880\*9860230104973329\*summa#**

**Plastik egasi Nabiyev Zokirjon**



**DIQQAT!!!**

Sizga bu **OMONAT** qilib beriladi.

To'liq holda olganingizdan so'ng:

Faqat o'zingiz uchun foydalaning.

Hech kimga bermang hattoki eng

yaqin insoningizga ham.

Internet orqali veb-saytlarga

joylamang.

Kanal va gruppalariga tarqatmang.

**OMONATGA**

**HIYONAT QILMANG.**