



\_\_\_\_\_ *hokimligi*  
*maktabgacha va maktab ta'limi*  
*boshqarmasi*

\_\_\_\_\_ *maktabgacha va*  
*maktab ta'limi bo'limi tasarrufidagi*  
*\_\_\_-umumiy o'rta ta'lim maktabi*  
*ingliz tili fani o'qituvchisi*

\_\_\_\_\_ *ning*  
*20\_\_-20\_\_-o'quv yilida 2-sinf iqtidorli*  
*o'quvchilar uchun ingliz tili fanidan*  
*“HAPPY ENGLISH” NOMLI*

**TO'GARAK**  
**HUJJATLARI**

**To'garak a'zolari haqida ma'lumot**

<b><i>Nº</i></b>	<b>Familiya ismi va sharifi</b>	<b>Tug'ilgan sanasi</b>	<b>Sinfi</b>	<b>Manzili (to'liq)</b>	<b>Ota-onasi (Ismi sharifi)</b>	<b>Telefon (uy yoki mobil)</b>	<b>Izoh</b>
<i>1.</i>							
<i>2.</i>							
<i>3.</i>							
<i>4.</i>							
<i>5.</i>							
<i>6.</i>							
<i>7.</i>							
<i>8.</i>							
<i>9.</i>							
<i>10.</i>							
<i>11.</i>							
<i>12.</i>							
<i>13.</i>							
<i>14.</i>							
<i>15.</i>							
<i>16.</i>							

<i>17.</i>							
<i>18.</i>							
<i>19.</i>							
<i>20.</i>							
<i>21.</i>							
<i>22.</i>							
<i>23.</i>							
<i>24.</i>							
<i>25.</i>							
<i>26.</i>							
<i>27.</i>							
<i>28.</i>							
<i>29.</i>							
<i>30.</i>							





20\_\_-20\_\_-o‘quv yili uchun tuzilgan “\_\_\_\_\_” to‘garagining  
ISH REJASI

№	Yillik ish reja mavzulari	Soat	Sana	Izoh
1.	Transportation	1		
2.	She has/ He has	1		
3.	Take turns	1		
4.	g and h sounds	1		
5.	Exam 2	1		
6.	Pets	1		
7.	Plural nouns	1		
8.	Adjectives	1		
9.	Yes, it is. No, it isn't.	1		
10.	Be helpful	1		
11.	f and v sounds	1		
12.	Review	1		
13.	Exam 3	1		
14.	Clothes	1		
15.	What are you wearing?	1		
16.	Yes, I am. No, I'm not.	1		
17.	Share things	1		
18.	i and v sounds	1		
19.	Review	1		
20.	Exam 4	1		
21.	Activities	1		
22.	I can ...	1		
23.	I like (swim)ing	1		
24.	Does she / he like?	1		
25.	Play nicely	1		
26.	c and k sounds	1		
27.	Review	1		
28.	Exam 6	1		
29.	Places in town	1		
30.	Places in town	1		
31.	Where?	1		
32.	Is there a ... ?	1		
33.	Be safe	1		
34.	q and x sounds	1		

Sana: “\_\_” \_\_\_\_\_ 20 \_\_-yil. Sinflar: \_\_\_\_\_. To‘garak rahbari: \_\_\_\_\_

## Lesson: Transportation

### *Aims of the activity:*

- Educational aim:** to learn basic greetings  
to learn how to ask and answer questions
- Educative aim:** to bring up them to be friendly
- Developing aim:** to enable pupils to ask and answer questions

**The demand of the state educational standard:** get the level A1

**Type of the activity:** visual

**Method:** interactive teaching method

**Equipment:** Textbook, the DVD of the book, puppets, computer, overhead projector

**Form:** listening, speaking

### **I. Introduction:**

to make pupils feel themselves comfortable and interested at the lesson.

**Length and place in the activity:** short, at the beginning.

-Good morning, pupils!

-I’m glad to see you.

### **II. Reflection and assessment.**

**Length and place in the lesson:** 10 min., at the beginning.

#### **Activity 1 Listen and sing**

**Objective:** to sing the song “Good morning”

*Pupils listen the song “Good morning” and repeat together with teacher*

Good morning to you, good morning to you.

Good morning, good morning,

Good morning to you.

### **III. Procedure of a new activity.**

**Length and place in the activity:** 10 min., after presentation.

1. Listen. Who’s speaking?

2. Listen, point, and say.



### **Evaluating.**

### **Giving homework.**

Sana: “ ” 20 -yil. Sinflar: . To‘garak rahbari: \_\_\_\_\_

**Lesson:** She has/ He has

**Aims of the activity:**

**Educational aim:** to learn basic greetings  
to learn how to ask and answer questions

**Educative aim:** to bring up them to be friendly

**Developing aim:** to enable pupils to ask and answer questions

**The demand of the state educational standard:** get the level A1

**Type of the activity:** visual

**Method:** interactive teaching method

**Equipment:** Textbook, the DVD of the book, puppets, computer, overhead projector

**Form:** listening, speaking

**I. Introduction:**

to make pupils feel themselves comfortable and interested at the lesson.

**Length and place in the activity:** short, at the beginning.

-Good morning, pupils!

-I’m glad to see you.

**II. Reflection and assessment.**

**Length and place in the lesson:** 10 min., at the beginning.

**Activity 1 Listen and sing**

**Objective: to sing the song “Good morning”**

*Pupils listen the song “Good morning” and repeat together with teacher*

Good morning to you, good morning to you.

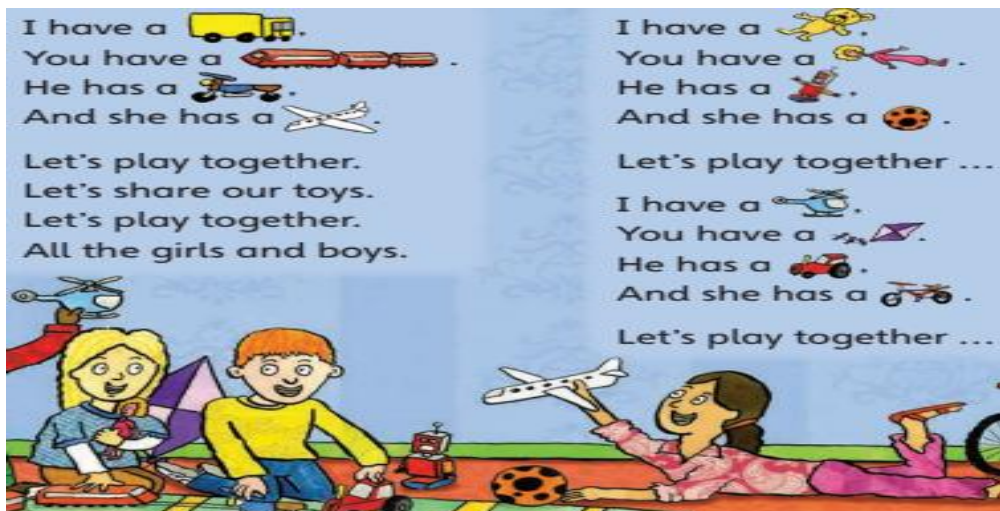
Good morning, good morning,

Good morning to you.

**III. Procedure of a new activity.**

**Length and place in the activity:** 10 min., after presentation.

**7. Sing the song**



**Listen and say the name.**

She has a train.

May.



Tim



May



Alex



Lucy

**Evaluating.**

**Giving homework.**



Sana: “\_\_” \_\_\_\_\_ 20 \_\_-yil. Sinflar: \_\_\_\_\_. To‘garak rahbari: \_\_\_\_\_

**Lesson:** Take turns

**Aims of the activity:**

**Educational aim:** to learn basic greetings  
to learn how to ask and answer questions

**Educative aim:** to bring up them to be friendly

**Developing aim:** to enable pupils to ask and answer questions

**The demand of the state educational standard:** get the level A1

**Type of the activity:** visual

**Method:** interactive teaching method

**Equipment:** Textbook, the DVD of the book, puppets, computer, overhead projector

**Form:** listening, speaking

**I. Introduction:**

to make pupils feel themselves comfortable and interested at the lesson.

**Length and place in the activity:** short, at the beginning.

-Good morning, pupils!

-I’m glad to see you.

**II. Reflection and assessment.**

**Length and place in the lesson:** 10 min., at the beginning.

**Activity 1 Listen and sing**

**Objective:** to sing the song “Good morning”

*Pupils listen the song “Good morning” and repeat together with teacher*

Good morning to you, good morning to you.

Good morning, good morning,

Good morning to you.

**III. Procedure of a new activity.**

**Length and place in the activity:** 10 min., after presentation.

**12. Listen and read**



**Evaluating.**

**Giving homework.**

Maktab MMIBDO‘ \_\_\_\_\_ sana \_\_\_\_\_ 20\_\_yil

Sana: “ ” \_\_\_\_\_ 20 \_\_-yil. Sinflar: \_\_\_\_\_. To‘garak rahbari: \_\_\_\_\_

**Lesson:** g and h sounds

**Aims of the activity:**

**Educational aim:** to learn basic greetings  
to learn how to ask and answer questions

**Educative aim:** to bring up them to be friendly

**Developing aim:** to enable pupils to ask and answer questions

**The demand of the state educational standard:** get the level A1

**Type of the activity:** visual

**Method:** interactive teaching method

**Equipment:** Textbook, the DVD of the book, puppets, computer, overhead projector

**Form:** listening, speaking

**I. Introduction:**

to make pupils feel themselves comfortable and interested at the lesson.

**Length and place in the activity:** short, at the beginning.

-Good morning, pupils!

-I’m glad to see you.

**II. Reflection and assessment.**

**Length and place in the lesson:** 10 min., at the beginning.

**Activity 1 Listen and sing**

**Objective: to sing the song “Good morning”**

*Pupils listen the song “Good morning” and repeat together with teacher*

Good morning to you, good morning to you.

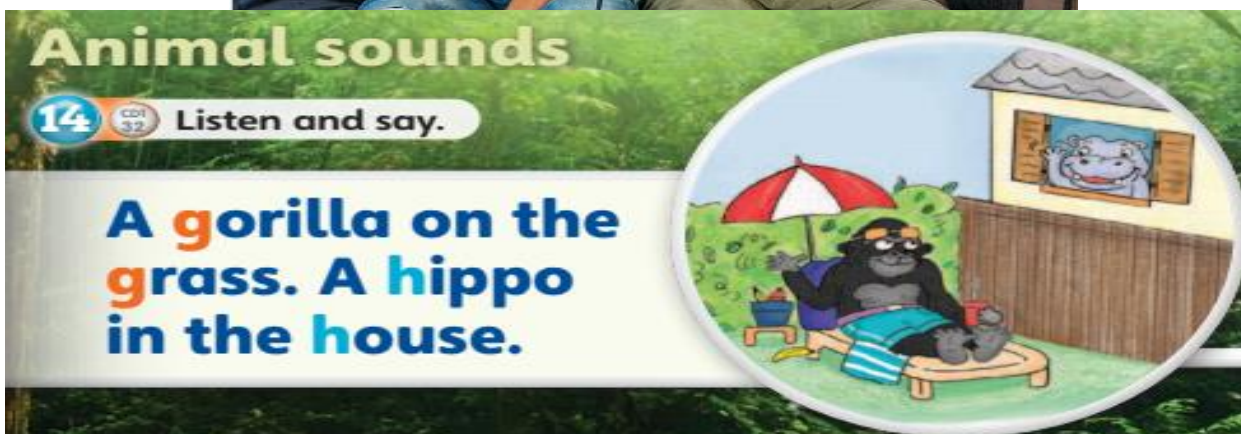
Good morning, good morning,

Good morning to you.

**III. Procedure of a new activity.**

**Length and place in the activity:** 10 min., after presentation.

**13. Listen and act**



**Evaluating.**

**Giving homework.**

**veb-saytimiz: [Zokirjon.com](http://Zokirjon.com)**  
**Hujjat Word variantda beriladi.**

**Zokirjon Admin bilan**

**90-530-00-68 nomerga murojaat qilishingiz, shu nomerdagi telegram orqali bog'lanishingiz yoki nza4567 izlab telegramdan yozishingiz so'raladi.**

**Telegramda murojaatingizga o'z vaqtida javob beriladi**

**40 listdan iborat ingliz tili fanidan 2-sinf iqtidorli o'quvchilarga 34 soatli to'garakni to'liq holda olish uchun telegramdan yozing.**




**Narxi: 20 ming so'm**

**Telegram kanalimiz:**

**@Maktablar\_uchun\_hujjatlar**

**To'lov uchun: UZCARD \*880\*9860230104973329\*summa#**

**Plastik egasi Nabiyev Zokirjon**



**DIQQAT!!!**

**Sizga bu OMONAT qilib beriladi.**

**To'liq holda olganingizdan so'ng:**

**Faqat o'zingiz uchun foydalaning.**

**Hech kimga bermang hattoki eng**

**yaqin insoningizga ham.**

**Internet orqali veb-saytlarga joylamang.**

**Kanal va gruppalariga tarqatmang.**

**OMONATGA**

**HIYONAT QILMANG.**