



_____ *hokimligi*
maktabgacha va maktab ta'limi
boshqarmasi

_____ *maktabgacha va*
maktab ta'limi bo'limi tasarrufidagi
___-umumiy o'rta ta'lim maktabi
ingliz tili fani o'qituvchisi

_____ *ning*
20__-20__-o'quv yilida 2-sinf bo'sh
o'zlashtiruvchi o'quvchilar ingliz tili
fanidan

“HAPPY ENGLISH” NOMLI

TO'GARAK

HUJJATLARI

To'garak a'zolari haqida ma'lumot

<i>Nº</i>	Familiya ismi va sharifi	Tug'ilgan sanasi	Sinfi	Manzili (to'liq)	Ota-onasi (Ismi sharifi)	Telefon (uy yoki mobil)	Izoh
<i>1.</i>							
<i>2.</i>							
<i>3.</i>							
<i>4.</i>							
<i>5.</i>							
<i>6.</i>							
<i>7.</i>							
<i>8.</i>							
<i>9.</i>							
<i>10.</i>							
<i>11.</i>							
<i>12.</i>							
<i>13.</i>							
<i>14.</i>							
<i>15.</i>							
<i>16.</i>							

<i>17.</i>							
<i>18.</i>							
<i>19.</i>							
<i>20.</i>							
<i>21.</i>							
<i>22.</i>							
<i>23.</i>							
<i>24.</i>							
<i>25.</i>							
<i>26.</i>							
<i>27.</i>							
<i>28.</i>							
<i>29.</i>							
<i>30.</i>							

20__-20__-o‘quv yili uchun tuzilgan “_____” to‘garagining
ISH REJASI

№	Yillik ish reja mavzulari	Soat	Sana	Izoh
1.	Family	1		
2.	Alphabet	1		
3.	What’s this?	1		
4.	Play together	1		
5.	r and l sounds	1		
6.	Exam 1	1		
7.	Transportation	1		
8.	She has/ He has	1		
9.	Take turns	1		
10.	g and h sounds	1		
11.	Exam 2	1		
12.	Pets	1		
13.	Plural nouns	1		
14.	Adjectives	1		
15.	Yes, it is. No, it isn’t.	1		
16.	Be helpful	1		
17.	f and v sounds	1		
18.	Activities	1		
19.	I can ...	1		
20.	I like (swim)ing	1		
21.	Does she / he like?	1		
22.	Play nicely	1		
23.	c and k sounds	1		
24.	Review	1		
25.	Exam 6	1		
26.	Places in town	1		
27.	Places in town	1		
28.	Where?	1		
29.	Is there a ... ?	1		
30.	Be safe	1		
31.	q and x sounds	1		
32.	Exam 7	1		
33.	Farm animals	1		
34.	What’s it doing?	1		

Sana: “__” _____ 20 __-yil. Sinflar: _____. To‘garak rahbari: _____

Lesson: Family

Aims of the activity:

Educational aim: to learn basic greetings
to learn how to ask and answer questions

Educative aim: to bring up them to be friendly

Developing aim: to enable pupils to ask and answer questions

The demand of the state educational standard: get the level A1

Type of the activity: visual

Method: interactive teaching method

Equipment: Textbook, the DVD of the book, puppets, computer, overhead projector

Form: listening, speaking

I. Introduction:

to make pupils feel themselves comfortable and interested at the lesson.

Length and place in the activity: short, at the beginning.

-Good morning, pupils!

-I’m glad to see you.

II. Reflection and assessment.

Length and place in the lesson: 10 min., at the beginning.

Activity 1 Listen and sing

Objective: to sing the song “Good morning”

Pupils listen the song “Good morning” and repeat together with teacher

Good morning to you, good morning to you.



Good morning, good morning,

Good morning to you.

III. Procedure of a new activity.

Length and place in the activity: 10 min., after presentation.

6. Sing the song



Evaluating.

Giving homework.

Sana: “ ” _____ 20__-yil. Sinflar: _____. To‘garak rahbari: _____

Lesson: Alphabet

Aims of the activity:

Educational aim: to learn basic greetings
to learn how to ask and answer questions

Educative aim: to bring up them to be friendly

Developing aim: to enable pupils to ask and answer questions

The demand of the state educational standard: get the level A1

Type of the activity: visual

Method: interactive teaching method

Equipment: Textbook, the DVD of the book, puppets, computer, overhead projector

Form: listening, speaking

I. Introduction:

to make pupils feel themselves comfortable and interested at the lesson.

Length and place in the activity: short, at the beginning.

-Good morning, pupils!

-I’m glad to see you.

II. Reflection and assessment.

Length and place in the lesson: 10 min., at the beginning.

Activity 1 Listen and sing

Objective: to sing the song “Good morning”

Pupils listen the song “Good morning” and repeat together with teacher

Good morning to you, good morning to you.

Good morning, good morning,

Good morning to you.

III. Procedure of a new activity.

Length and place in the activity: 10 min., after presentation.

7. Listen and point



Dan



Jill



Sam



Sue



Tom

8. Ask and answer

What’s your name?

My name’s Harry.

How do you spell “Harry”?

It’s H-A-R-R-Y.

Evaluating.

Giving homework.

Maktab MMIBDO‘ _____ sana _____ 20__yil

Sana: “ ” 20__-yil. Sinflar: _____. To‘garak rahbari: _____

Lesson: What’s this?

Aims of the activity:

Educational aim: to learn basic greetings
to learn how to ask and answer questions

Educative aim: to bring up them to be friendly

Developing aim: to enable pupils to ask and answer questions

The demand of the state educational standard: get the level A1

Type of the activity: visual

Method: interactive teaching method

Equipment: Textbook, the DVD of the book, puppets, computer, overhead projector

Form: listening, speaking

I. Introduction:

to make pupils feel themselves comfortable and interested at the lesson.

Length and place in the activity: short, at the beginning.

-Good morning, pupils!

-I’m glad to see you.

II. Reflection and assessment.

Length and place in the lesson: 10 min., at the beginning.

Activity 1 Listen and sing

Objective: to sing the song “Good morning”

Pupils listen the song “Good morning” and repeat together with teacher

Good morning to you, good morning to you.

Good morning, good morning,

Good morning to you.

III. Procedure of a new activity.

Length and place in the activity: 10 min., after presentation.

9. Listen, look, and say



10. Listen and point



Evaluating.

Giving homework.

Sana: “ ” _____ 20 __-yil. Sinflar: _____. To‘garak rahbari: _____

Lesson: Play together

Aims of the activity:

Educational aim: to learn basic greetings
to learn how to ask and answer questions

Educative aim: to bring up them to be friendly

Developing aim: to enable pupils to ask and answer questions

The demand of the state educational standard: get the level A1

Type of the activity: visual

Method: interactive teaching method

Equipment: Textbook, the DVD of the book, puppets, computer, overhead projector

Form: listening, speaking

I. Introduction:

to make pupils feel themselves comfortable and interested at the lesson.

Length and place in the activity: short, at the beginning.

-Good morning, pupils!

-I’m glad to see you.

II. Reflection and assessment.

Length and place in the lesson: 10 min., at the beginning.

Activity 1 Listen and sing

Objective: to sing the song “Good morning”

Pupils listen the song “Good morning” and repeat together with teacher

Good morning to you, good morning to you.

Good morning, good morning,

Good morning to you.

III. Procedure of a new activity.

Length and place in the activity: 10 min., after presentation.

12. Listen and read



Evaluating.

Giving homework.

Maktab MMIBDO‘ _____ sana _____ 20__yil

*vab-saytimiz: Zokirjon.com
Hujjat Word variantda beriladi.*

Zokirjon Admin bilan

90-530-00-68 nomerga murojaat qilishingiz, shu nomerdagi telegram orqali bog'lanishingiz yoki nza4567 izlab telegramdan yozishingiz so'raladi.

Telegramda murojaatingizga o'z vaqtida javob beriladi

40 listdan iborat ingliz tili fanidan 2-sinf bo'sh o'zlashtiruvchi o'quvchilarga 34 soatli to'garakni to'liq holda olish uchun telegramdan yozing.




Narxi: 20 ming so'm

Telegram kanalimiz:

@Maktablar_uchun_hujjatlar

To'lov uchun: UZCARD *880*9860230104973329*summa#

Plastik egasi Nabiyeu Zokirjon



DIQQAT!!!

Sizga bu **OMONAT** qilib beriladi.

To'liq holda olganingizdan so'ng:

Faqat o'zingiz uchun foydalaning.

Hech kimga bermang hattoki eng yaqin insoningizga ham.

Internet orqali veb-saytlarga joylamang.

Kanal va gruppalariga tarqatmang.

OMONATGA

HIYONAT QILMANG.