



_____ *hokimligi*
maktabgacha va maktab ta'limi
boshqarmasi

_____ *maktabgacha va*
maktab ta'limi bo'limi tasarrufidagi
___-umumiy o'rta ta'lim maktabi
ingliz tili fani o'qituvchisi

_____ *ning*
20__-20__-o'quv yilida 1-sinflar uchun
“HAPPY ENGLISH” NOMLII

TO'GARAK
HUJJATLARI

To'garak a'zolari haqida ma'lumot

<i>N^o</i>	Familiya ismi va sharifi	Tug'ilgan sanasi	Sinfi	Manzili (to'liq)	Ota-onasi (Ismi sharifi)	Telefon (uy yoki mobil)	Izoh
1.							
2.							
3.							
4.							
5.							
6.							
7.							
8.							
9.							
10.							
11.							
12.							
13.							
14.							
15.							
16.							
17.							
18.							
19.							
20.							
21.							
22.							
23.							
24.							
25.							
26.							
27.							
28.							
29.							
30.							

20__-20__-o‘quv yili uchun tuzilgan “_____” to‘garagining
ISH REJASI

№	Yillik ish reja mavzulari	Soat	Sana	Izoh
1.	How are you?	1		
2.	What is your name? How old are you?	1		
3.	Are you happy?	1		
4.	Do you know the greeting cultures?	1		
5.	Can you be polite?	1		
6.	Can you say A, B, C?	1		
7.	Who is in your family?	1		
8.	Who is this?	1		
9.	Is your family big or small?	1		
10.	Do animals have families?	1		
11.	Can you be helpful?	1		
12.	Can you say D, E, F?	1		
13.	Project work: my passport	1		
14.	What is in your classroom?	1		
15.	What is this? Who is this?	1		
16.	What is in your bag?	1		
17.	Do you know the colours of the world?	1		
18.	Can you share?	1		
19.	Can you say G, H, I?	1		
20.	What is in your room?	1		
21.	What colour is it?	1		
22.	What can you see in your room?	1		
23.	Where do they live?	1		
24.	Can you tidy up your room?	1		
25.	Can you say J, K, L?	1		
26.	Project work: my tv model	1		
27.	Do you know body parts?	1		
28.	Have you got six legs?	1		
29.	Can you touch your head?	1		
30.	What sense is it?	1		
31.	Can you save water?	1		
32.	Can you say M, N, O?	1		
33.	Is it rainy today?	1		
34.	How is the weather today?	1		
35.	What is the season?	1		
36.	What can you see in the sky?	1		
37.	Can you be kind?	1		
38.	Can you say P, Q, R?	1		

39.	Project work: my rainbow	1		
40.	Is it a fruit or a vegetable?	1		
41.	Do you like banana?	1		
42.	Do you eat rainbow?	1		
43.	Do you know vitamins?	1		
44.	Do you like fruits and vegetables?	1		
45.	Can you say S, T, U?	1		
46.	Do you like apple juice?	1		
47.	Have you got an ice-cream?	1		
48.	What do you have for breakfast?	1		
49.	Do you like rice?	1		
50.	Do you like pizza?	1		
51.	Can you say V, W, X?	1		
52.	Project work: my food plate	1		
53.	Do you like pets?	1		
54.	Can you jump?	1		
55.	Have you got a pet?	1		
56.	Is it living or non-living?	1		
57.	Can you be caring?	1		
58.	Can you say Y, Z?	1		
59.	Project work: my dream house	1		
60.	Review 1	1		
61.	Review 2	1		
62.	Review 2	1		
63.	Review 3	1		
64.	Review 3	1		
65.	Review 4	1		
66.	Review 4	1		
67.	Review 5	1		
68.	Review 5	1		

Sana: “ ” _____ 20 __-yil. Sinflar: _____. To‘garak rahbari: _____

Lesson: HOW ARE YOU?

Aims of the activity:

Educational aim: to learn basic greetings
to learn how to ask and answer questions

Educative aim: to bring up them to be friendly

Developing aim: to enable pupils to ask and answer questions

The demand of the state educational standard: get the level A1

Type of the activity: visual

Method: interactive teaching method

Equipment: Textbook, the DVD of the book, puppets, computer, overhead projector

Form: listening, speaking

I. Introduction:

to make pupils feel themselves comfortable and interested at the lesson.

Length and place in the activity: short, at the beginning.

-Good morning, pupils!

-I'm glad to see you.

II. Reflection and assessment.

Length and place in the lesson: 10 min., at the beginning.

Activity 1 Listen and sing

Objective: to sing the song “Good morning”

Pupils listen the song “Good morning” and repeat together with teacher

Good morning to you, good morning to you.


Good morning, good morning,

Good morning to you.

III. Procedure of a new activity.

Length and place in the activity: 10 min., after presentation.

1. Listen and repeat.



5. Look, point and say.



Reflection and action plan

Summing up of the lesson

Giving marks

Homework:

Pupils revise at home the two units that they have studied and get prepared for the revision lesson

Maktab MMIBDO‘ _____ sana _____ 20 __yil

Sana: “ ” 20 -yil. Sinflar: . To‘garak rahbari: _____

Lesson: WHAT IS YOUR NAME? HOW OLD ARE YOU?

Aims of the activity:

- Educational aim:** to learn basic greetings
to learn how to ask and answer questions
- Educative aim:** to bring up them to be friendly
- Developing aim:** to enable pupils to ask and answer questions

The demand of the state educational standard: get the level A1

Type of the activity: visual

Method: interactive teaching method

Equipment: Textbook, the DVD of the book, puppets, computer, overhead projector

Form: listening, speaking

I. Introduction:

to make pupils feel themselves comfortable and interested at the lesson.

Length and place in the activity: short, at the beginning.

-Good morning, pupils!

-I'm glad to see you.

II. Reflection and assessment.

Length and place in the lesson: 10 min., at the beginning.

Activity 1 Listen and sing

Objective: to sing the song “Good morning”

Pupils listen the song “Good morning” and repeat together with teacher

Good morning to you, good morning to you.

Good morning, good morning,

Good morning to you.

III. Procedure of a new activity.

Length and place in the activity: 10 min., after presentation.



5. Collaborate



Reflection and action plan

Summing up of the lesson

Giving marks

Homework:

Pupils revise at home the two units that they have studied and get prepared for the revision lesson

Maktab MMIBDO‘ _____ sana _____ 20__yil

Sana: “__” _____ 20__-yil. Sinflar: _____. To‘garak rahbari: _____

Lesson: ARE YOU HAPPY?

Aims of the activity:

Educational aim: to learn basic greetings
to learn how to ask and answer questions

Educative aim: to bring up them to be friendly

Developing aim: to enable pupils to ask and answer questions

The demand of the state educational standard: get the level A1

Type of the activity: visual

Method: interactive teaching method

Equipment: Textbook, the DVD of the book, puppets, computer, overhead projector

Form: listening, speaking

I. Introduction:

to make pupils feel themselves comfortable and interested at the lesson.

Length and place in the activity: short, at the beginning.

-Good morning, pupils!

-I’m glad to see you.

II. Reflection and assessment.

Length and place in the lesson: 10 min., at the beginning.

Activity 1 Listen and sing

Objective: to sing the song “Good morning”

Pupils listen the song “Good morning” and repeat together with teacher

Good morning to you, good morning to you.


Good morning, good morning,

Good morning to you.

III. Procedure of a new activity.

Length and place in the activity: 10 min., after presentation.

3. Look, point and say.



5. Collaborate.



Reflection and action plan

Summing up of the lesson

Giving marks

Homework:

Pupils revise at home the two units that they have studied and get prepared for the revision lesson

Maktab MMIBDO‘ _____ sana _____ 20__yil

Sana: “ ” _____ 20 __-yil. Sinflar: _____. To‘garak rahbari: _____

Lesson: DO YOU KNOW THE GREETING CULTURES?

Aims of the activity:

- Educational aim:** to learn basic greetings
to learn how to ask and answer questions
- Educative aim:** to bring up them to be friendly
- Developing aim:** to enable pupils to ask and answer questions

The demand of the state educational standard: get the level A1

Type of the activity: visual

Method: interactive teaching method

Equipment: Textbook, the DVD of the book, puppets, computer, overhead projector

Form: listening, speaking

I. Introduction:

to make pupils feel themselves comfortable and interested at the lesson.

Length and place in the activity: short, at the beginning.

-Good morning, pupils!

-I'm glad to see you.

II. Reflection and assessment.

Length and place in the lesson: 10 min., at the beginning.

Activity 1 Listen and sing

Objective: to sing the song “Good morning”

Pupils listen the song “Good morning” and repeat together with teacher

Good morning to you, good morning to you.

Good morning, good morning,

Good morning to you.

III. Procedure of a new activity.

Length and place in the activity: 10 min., after presentation.

1. Look at the pictures. What can you see?



4. Think. Which countries do these greetings belong to?



Reflection and action plan

Summing up of the lesson

Giving marks

Homework:

Pupils revise at home the two units that they have studied and get prepared for the revision lesson

Maktab MMIBDO‘ _____ sana _____ 20__yil

veb-saytimiz: Zokirjon.com
Hujjat Word variantda beriladi.

Zokirjon Admin bilan

90-530-00-68 nomerga murojaat qilishingiz, shu nomerdagi telegram orqali bog'lanishingiz yoki nza4567 izlab telegramdan yozishingiz so'raladi.

Telegramda murojaatingizga o'z vaqtida javob beriladi

75 listdan iborat ingliz tili fanidan 1-sinf o'quvchilarga 68 soatli to'garakni to'liq holda olish uchun telegramdan yozing.




Narxi: 30 ming so'm

Telegram kanalimiz:

@Maktablar_uchun_hujjatlar

To'lov uchun: UZCARD *880*9860230104973329*summa#

Plastik egasi Nabiyev Zokirjon



DIQQAT!!!

Sizga bu OMONAT qilib beriladi.

To'liq holda olganingizdan so'ng:

Faqat o'zingiz uchun foydalaning.

Hech kimga bermang hattoki eng yaqin insoningizga ham.

Internet orqali veb-saytlarga joylamang.

Kanal va gruppalariga tarqatmang.

OMONATGA

HIYONAT QILMANG.